



Faculty of Medicine University of Ruhuna



Introduction to Information Systems of the Faculty of Medicine.

D.D.J Withana (B.Sc. col, M.Sc. col)

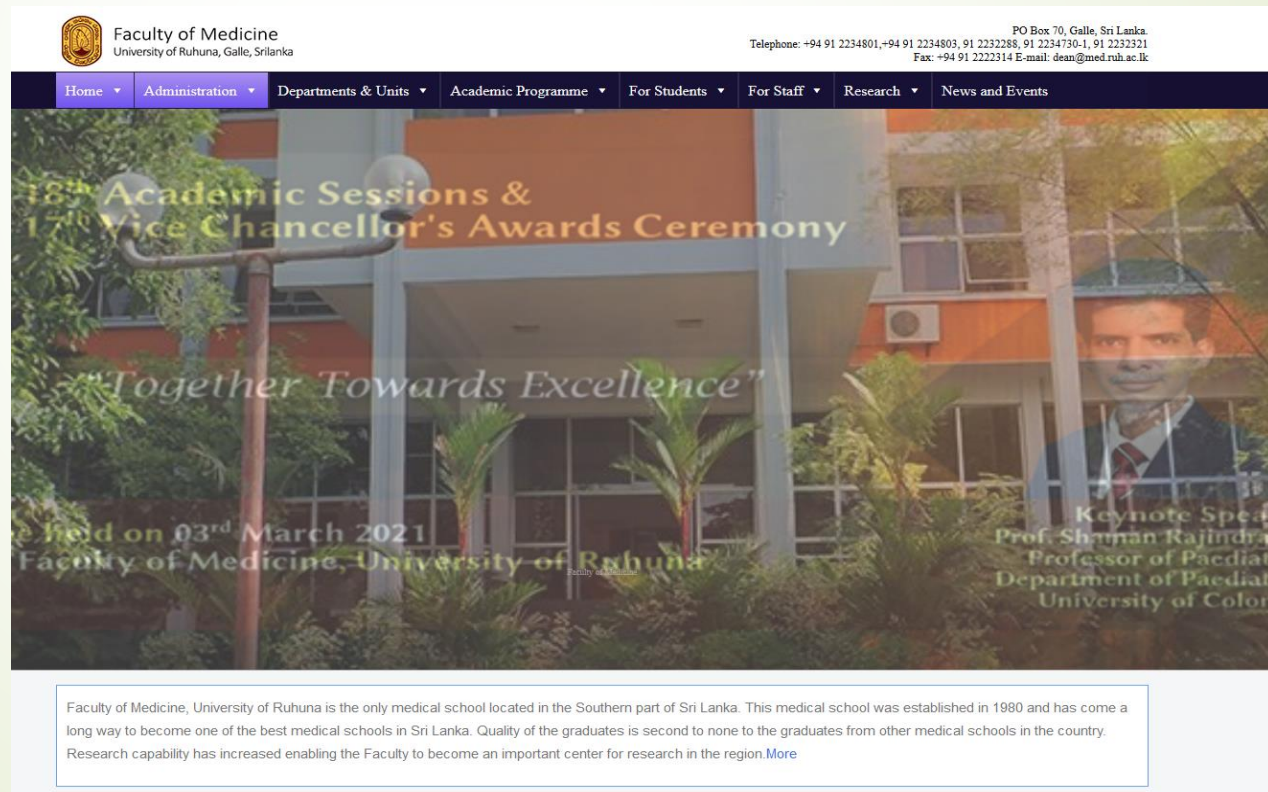
Computer Programmer & System Analyst

Faculty of Medicine

University of Ruhuna.

Website

➡ <http://www.medi.ruh.ac.lk/>



The screenshot displays the official website of the Faculty of Medicine, University of Ruhuna. The header includes the university's logo, name, and contact information. A navigation menu is located below the header. The main banner features a photograph of the university building with text announcing the 18th Academic Sessions & 17th Vice Chancellor's Awards Ceremony, held on 03rd March 2021. It also mentions the keynote speaker, Prof. Shivan Rajindra, and the motto "Together Towards Excellence".

Faculty of Medicine
University of Ruhuna, Galle, Sri Lanka

PO Box 70, Galle, Sri Lanka
Telephone: +94 91 2234801, +94 91 2234803, 91 2232288, 91 2234730-1, 91 2232321
Fax: +94 91 2222314 E-mail: dean@med.ruh.ac.lk

Home Administration Departments & Units Academic Programme For Students For Staff Research News and Events

18th Academic Sessions &
17th Vice Chancellor's Awards Ceremony

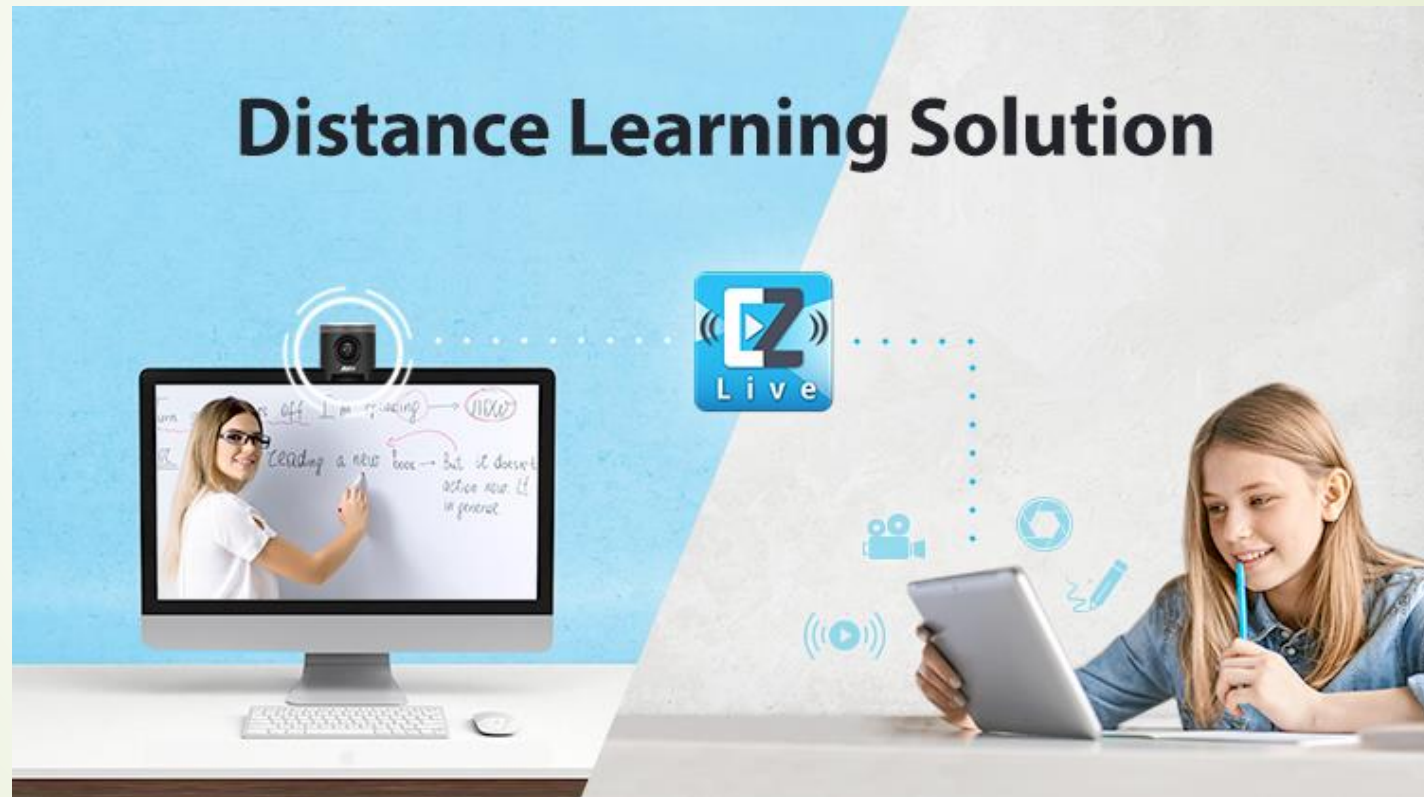
"Together Towards Excellence"

Held on 03rd March 2021
Faculty of Medicine, University of Ruhuna

Keynote Speaker
Prof. Shivan Rajindra
Professor of Paediatrics
Department of Paediatrics
University of Colombo

Faculty of Medicine, University of Ruhuna is the only medical school located in the Southern part of Sri Lanka. This medical school was established in 1980 and has come a long way to become one of the best medical schools in Sri Lanka. Quality of the graduates is second to none to the graduates from other medical schools in the country. Research capability has increased enabling the Faculty to become an important center for research in the region. [More](#)

Distance Learning





Solution


- ➡ Learning Management System (LMS)
- ➡ Zoom
- ➡ Faculty of Medicine Management Information System (FMEMIS)



Introduction to LMS



➤ Learning Management System

- 
- A learning management system (LMS) is a software application for the administration, documentation, tracking, reporting and delivery of educational courses or training programs.



List of application-Proprietary

- Blackboard Learning System
- CERTPOINT Systems Inc.
- Desire2Learn or Brightspace
- eCollege
- Edmodo
- EduNxt
- Engrade
- GlobalScholar
- Glow (Scottish Schools National Intranet)
- HotChalk
- JoomlaLMS
- Kannu
- Latitude Learning LLC
- SAP
- Schoology
- Skillsoft
- Spongelab
- SuccessFactors
- SumTotal Systems
- Taleo
- Uzity
- WizIQ



List of application-Cloud base

- CallidusCloud
- Cornerstone OnDemand Inc.
- DoceboLMS
- EthosCE
- Google Classroom
- Grovo
- Growth Engineering
- Halogen Software
- Inquisiq R3
- itslearning
- Kannu
- Latitude Learning
- Litmos
- Uduu
- WizIQ



List of application-Open source

- aTutor
- Canvas
- Chamilo
- Claroline
- eFront
- ILIAS
- LAMS
- LON-CAPA



- **Moodle**

- OLAT
- OpenOLAT
- Sakai
- SWAD
- WeBWork

Moodle

- Moodle is a free and open-source learning management system (LMS) written in PHP and distributed under the GNU General Public License.[5][6] Developed on pedagogical principles,[7][8] Moodle is used for blended learning, distance education, flipped classroom and other e-learning projects in schools, universities, workplaces and other sectors.[





How to access Faculty of Medicine LMS?

- ➡ Refer direct link

 - ➡ <http://www.lms.medi.ruh.ac.lk>

- ➡ Or access Faculty of Medicine main web

 - ➡ [http://www.medi.ruh.ac.lk/](http://www.medi.ruh.ac.lk) and select the “**For student**” in menu



Minimum Requirement

Computer with internet
connection



Log in to the system

LOGIN

Username

Password

☐


Remember username

Log in

Lost password?



Login Details

- ➡ Username (ex:)
 - ➡ If Registration Number MD/2025/8500
 - ➡ Username will be **md8500**
 - ➡ Password
 - ➡ **Med43@2020_Pwd**
- 



Login Details (cont..)

➡ Username:


➡ Ex: MD/2025/8500 -> **md8500**

➡ Password:

➡ **Med43@2020_Pwd**





Change Password


- Dashboard / ► Preferences
 - will direct you for manage your password.
 - Change password
- 





Student-43





 Dashboard

 Profile

 Grades

 Messages

 Preferences

 Log out

TS

(last 5 minute

Student-43



[Dashboard](#) ▶ [Preferences](#)

Preferences

User account

- [Change password](#)



Course Structure for Foundation Module

- **Course categories**
- Undergraduate / ►
 - MBBS Degree Programme / ►
 - **Foundation Module - 2021 -43rd Batch of Students** / ►
 - **English Program - 2021 -43rd Batch of Students** / ►



Course Structure for Foundation Module

▼ Undergraduate

- ▶ MBBS Degree Programme
 - ▶ Career Guidance Program
 - ▶ Foundation Module - 2021 -43rd Batch of Students
 - ▶ English Program - 2021 -43rd Batch of Students
- 

Course Structure for academic activities.

- Courses / ►
 - Undergraduate / ►
 - MBBS Degree Programme / ►
 - Department of Anatomy /

► **40 Batch**

► **39 Batch**

► **38 Batch**



Resources



1. **Book** - Multi-page resources with a book-like format. Teachers can export their Books as IMS CP (admin must allow teacher role to export IMS)
2. **File** - A picture, a pdf document, a spreadsheet, a sound file, a video file
3. **Folder** - For helping organize files and one folder may contain other folders
4. **Label** - Can be a few displayed words or an image used to separate resources and activities in a topic section, or can be a lengthy description or instructions
5. **Page** - The student sees a single, scrollable screen that a teacher creates with the robust HTML editor
6. **URL** - You can send the student to any place they can reach on their web browser, for example Wikipedia




Activities

- **Assignments** - Enable teachers to grade and give comments on uploaded files and assignments created on and off line
- **Chat** - Allows participants to have a real-time synchronous discussion
- **Choice** - A teacher asks a question and specifies a choice of multiple responses
- **Database** - Enables participants to create, maintain and search a bank of record entries
- **Feedback** - For creating and conducting surveys to collect feedback.
- **Forum** - Allows participants to have asynchronous discussions



Activities more

- **Glossary** - Enables participants to create and maintain a list of definitions, like a dictionary
 - **Quiz** - Allows the teacher to design and set quiz tests, which may be automatically marked and feedback and/or to correct answers shown
- 



Zoom



Zoom for online teaching

- ➡ <https://learn.zoom.us/>
- ➡ Platform based on the University system.
- ➡ 300 participants
- ➡ No time limit



Minimum Requirement

- Computer + Speaker + Mic + internet connection



Teacher will Publish following kind of details

Darshana/FOM is inviting you to a scheduled Zoom meeting.

Topic: Introduction to 43rd Batch

Time: Feb 19, 2021 12:00 PM India

Join Zoom Meeting

<https://learn.zoom.us/j/67405569433?pwd=WHBtanNRdnArSmVXK3BQRGhGOURrQT09>

Meeting ID: 674 0556 9433

Passcode: Ms#Yx\$1a



How to connect to Zoom class room?

- Method 01: Use URL
- <https://learn.zoom.us/j/67405569433?pwd=WHBtanNRdnArSmVXK3BQRGhGOURrQT09>
- Then it will ask to download and install the zoom application on your device.
- Proceed it.
- Then it will automatically connect to meeting or click on Launch Meeting button to connect.



How to connect to Zoom class room

- ➡ Method 02:
- ➡ First install Zoom app on your device
- ➡ <https://zoom.us/download>

Then use

Meeting ID: 674 0556 9433

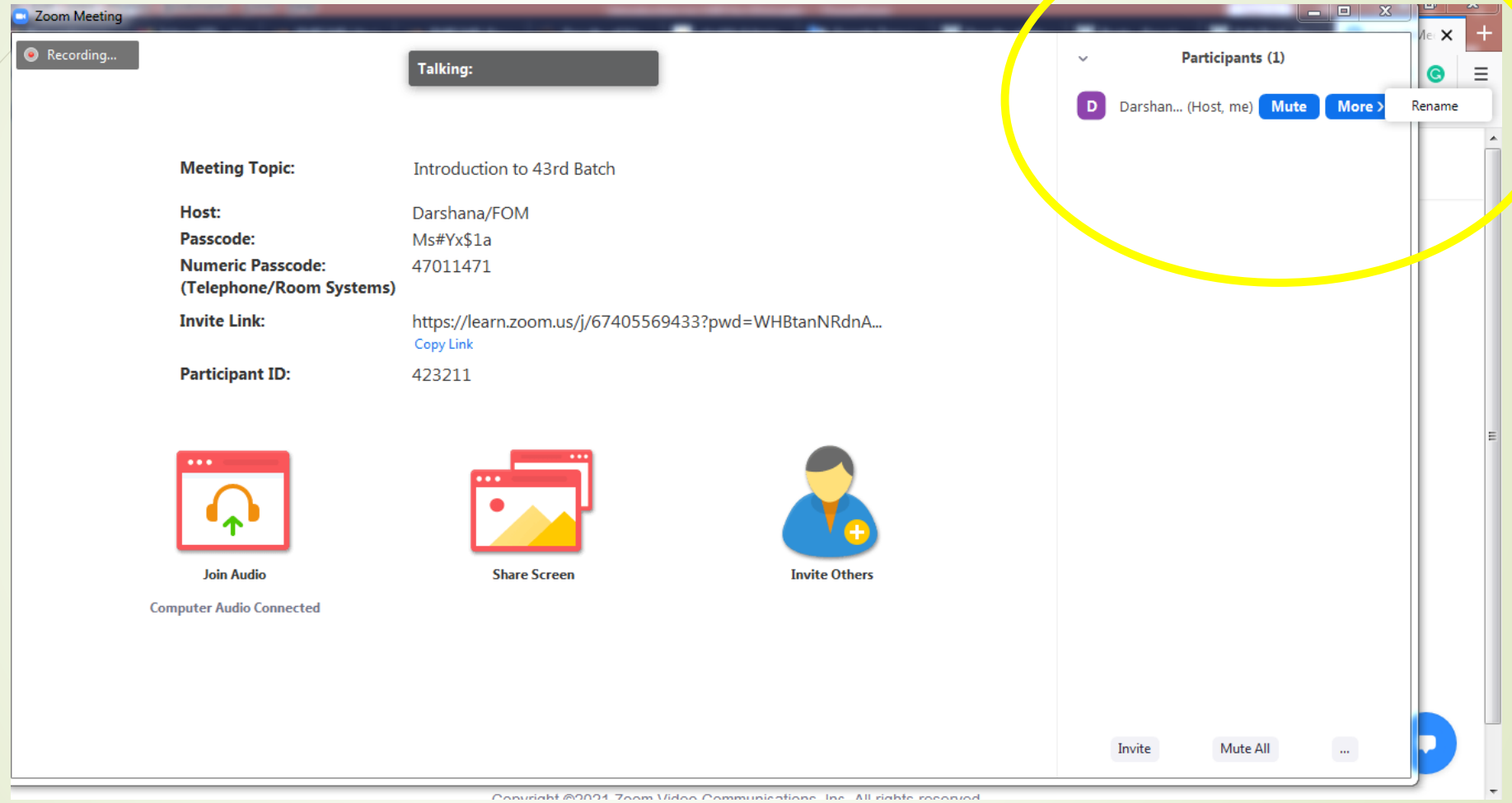
Passcode: Ms#Yx\$1a



Important!!!!!!!!!!!!!!

- Rename your name as Registration Number.
- Your attendance will record with this.

Zoom interface





University of Ruhuna, Management Information System

- ➡ <https://paravi.ruh.ac.lk/prerumis/>
- ➡ Username: md202058**
- ➡ Password: A/L index No



Faculty of Medicine Management Information System (FMEMIS)



FMEMIS

➤ Usage:

- Manage student personal and academic data.
 - Ex: Examination registration
 - Etc.



Access the **FMEMIS**



<https://paravi.ruh.ac.lk/fomemis>



Login details

- Login details will be given later.



Problem?

- If any problem
- Send email to it@med.ruh.ac.lk
- With your name, registration number,
- OR Call 0912243238



■ Thank You

