Faculty of Medicine
University of Ruhuna



Student Handbook 2025



Student Handbook 2025
Faculty of Medicine
University of Ruhuna

Student Handbook
Faculty of Medicine, University of Ruhuna

© 2024, Faculty of Medicine, University of Ruhuna

All rights reserved, No part of this book may be reproduced, stored in a retrieval system, or transmitted, in any from or by any means, without the prior permission in writing of the publisher.

ISBN978-955-1507-68-8

First Edition	1987	compiled and edited by Professor D. E. Wijeratne
Second Edition	1992	compiled and edited by Professor Anoja Fernando
Third Edition	1995	compiled and edited by Professor Anoja Fernando
Fourth Edition	2010	compiled and edited by Professor P.L. Ariyananda and Professor.T.R. Weerasooriya
Fifth Edition	2020	compiled and edited by Professor Sudheera Jayasinghe
Sixth Edition	2021	compiled and edited by Professor Sudheera Jayasinghe
Seventh Edition	2024	compiled and edited by Professor Gayani Alwis
Eighth Edition	2025	compiled and edited by Professor Gayani Alwis

The Faculty emblem and the Faculty flag were designed by Professor K.A.C. Wickramaratne

The student handbook, Faculty of Medicine, University of Ruhuna provides information about the University and the Faculty. The information, statements and guidelines contained herein are subjected to continue review and evaluation by relevant University officials and its contents are subjected to change. The University reserves the right to modify, amend or revoke such policies, procedures, statements and guidelines. In addition to the handbook, you are highly advised to refer the updated circulars for clarifications.

Publisher
Faculty of Medicine, University of Ruhuna

Address
PO Box 70, Galle, Sri Lanka.
Telephone: +94 91 2234801, +94 91 2234803, +94 91 2234730-1, +94 91 2232321
Fax: +94 91 2222314
E-mail: dean@med.ruh.ac.lk
Web:https://www.medi.ruh.ac.lk/
Printed on December 2024

Story of the cover page



Dr.Nimsis Jayaweera (MD/2014/4628) who won the student competition for the cover page design of student handbook 2021.The story of the cover page is as follows,

"Being a little girl the sight of the administration building and the name board of Faculty of Medicine, University of Ruhuna was always an excitement. The geography, magnificent architecture and the greenery created utopia.

With its vision and mission to inspire learning medicine as an art and to produce competent medical professionals capable of facing global health challenges has already become a reality. World renowned Academics, Clinicians, Researchers, Administrators and inventors have left the 'Ruhuna' mark at great heights.

Young professionals are nourished with humanity, responsibility and professionalism, making 'good doctors' treating patients with holistic and state of art healthcare".





රුහුණ විශ්වවිද්‍යාලයීය ගීතය

බබලන සිරිලක දකුණේ
විරුවන් බිහි කළ දෙරණේ
පඬුවන් වොරුඳුණු පොරණේ
සරසවියයි මේ රුහුණේ

විද්‍යා ශිල්ප කලා නැණ හරවත්
ලබමින් දන මන කරමින් පැණවත්
දෙස බස රැස සුරකින ඔද තෙදවත්
මිනිසුන් වෙමු ලෝ පසසන ගුණවත්

යුක්තිය ශක්තිය බව නිති සිහිකර
දෑගොත් කුල මල පටු මත බිඳහැර
නම රැක පරසිඳු රෝහණ පුරවර
හිරු සඳු වෙමු ලක් සරසවි නිල'ඹර

පද රචනය
මහාචාර්ය සුනිල් ආරියරත්න

තනු නිර්මාණය හා සංගීතය
ආචාර්ය පණ්ඩිත් ඩබ්. ඩී. අමරදේව

ගායනය
ආචාර්ය පණ්ඩිත් ඩබ්. ඩී. අමරදේව

රුහුණ වෛද්‍ය පීඨ ගීතය

සුරක්ෂාව දී ආතුර ලොවකට
සුවය සදාලන දෙරණේ
හිපොක්‍රටීස් පරපුරේ දැනුම දෙන
වෛද්‍ය පීඨය රුහුණේ
ඉසිවර නේත්‍ර ප්‍රදීපේ

නැවුම් දැනුම් විදු කිරණේ
රැසින් පිපුණු මල් අරණේ
උතුම් මිනිස්කම් පිරුණේ
ඔබෙන්ය - ඔබෙ පා සෙවණේ
වෛද්‍ය පීඨය රුහුණේ
ඉසිවර නේත්‍ර ප්‍රදීපේ

ගුණෙන් විපුල විදු මහිමේ
සියල් දනන් දිවි රැකුණේ
එවන් බුහුටිකම් රැඳුණේ
නිරන්තරේ - ඔබෙ සෙවණේ
වෛද්‍ය පීඨය රුහුණේ
ඉසිවර නේත්‍ර ප්‍රදීපේ

පද රචනය
ආචාර්ය රත්න ශ්‍රී විජේසිංහ

තනු නිර්මාණය හා සංගීතය
ආචාර්ය රෝහණ විරසිංහ

ගායනය
ආචාර්ය රෝහණ විරසිංහ සමග පිරිස



Vision and Mission of the University of Ruhuna

Vision

To be the prime intellectual thrust of the nation

Mission

To advance knowledge and skills through teaching, research and services to serve the society

Vision and Mission of the Faculty of Medicine

Vision

To be a center of excellence producing medical professionals capable of addressing global c hallenges of health care with a humane approach health care with a humane approach

Mission

To train medical professionals capable of providing holistic and state-of-the-art health care

Vice Chancellor's Message



As the Vice-Chancellor of the University of Ruhuna, I wish to congratulate and welcome you for gaining admission to the Faculty of Medicine, University of Ruhuna. This will be a new chapter of your life which directs you to excel academically, qualify professionally and to develop as a responsible citizen. As an undergraduate, you will find the path to realize your highest aspirations as a well-qualified healthcare professional over the next five years. Your journey will be challenging at times yet it will lead to your ultimate destination. This excellent opportunity will help shape your career with the acquisition of knowledge, competencies and correct attitudes towards the work world.

You have been selected to one of the most prestigious state universities in Sri Lanka. You will be entitled to totally tuition free education. In addition, some of you will have access to hostel facilities and Mahapola Scholarships. This is a rare privilege available for a small number of students in this country at the expense of tax payers' money. Therefore, it is your duty to uphold and enjoy such a privilege with utmost responsibility.

As a leading state university in Sri Lanka, we are committed to offer high quality, modern medical education suited to national and global health priorities. You will receive the best quality teaching and research supervision from a highly qualified academic staff. On the other hand, the rapid infrastructure development of the university will improve user friendliness of the learning environment. You will have one of the best hospitals in the country, which was recently upgraded to be the National Hospital Galle, for your clinical training. You should utilize these resources and the learning environment wisely and responsibly.

In the year 2023, the University of Ruhuna spent 6450 million rupees for education as recurrent expenditure. It means the cost of maintaining the University for one single day is more than 15 million rupees. This cost is borne by the people of this country through their taxes. Hence, it is your responsibility to pursue higher education with due diligence, obtain a degree and leave the university as a graduate equipped with knowledge, competencies and other skills. Upon leaving the university, you have a moral obligation and duty to serve your motherland and pay back the debt.

According to data, over 500 medical graduates out of 2000 graduating every year from the local university system leave the country seeking greener pastures overseas without serving the country. Even if postgraduate degrees or other overseas trainings are undertaken, I believe it is your duty and responsibility to return home and serve the motherland. In a liberal democracy like Sri Lanka people are free to migrate seeking greener pastures. However, all recipients of free education are and will be held accountable for this money received as welfare.

The total loss to our poor country with this brain drain or migration is approximately 12.5 million US dollars. It is large enough to bankrupt our country every few years again and again. Hence, you must pay back approximately eight million rupees spent on your medical education and another two million rupees for general school education to this country.

Ragging was prevalent in every University of Sri Lanka. To eradicate this menace, the Vice Chancellor, the Deputy Vice Chancellor, the Deans of all faculties, academic and non academic staffs work tirelessly. The University of Ruhuna has minimized ragging with hard work. However, we need the support of first-year students and their parents to prevent ragging. It is important to realize that you are equally responsible for reporting any incidents of ragging, lodging complaints with the relevant authorities and giving evidence. If you fail in your duty, you may be found guilty under the Prohibition of Ragging Act for indirectly contributing to ragging.

There are positive trends as well as negative trends in the university. You could undertake leadership training through sports, societies, clubs and programs organized by the career guidance unit in the university. Amongst undesirable trends, the most widespread are the use of cannabis, narcotics and liquor, political violence, and anti-social conduct. Please avoid such trends.

You are responsible for earning your own degree. Please maintain close links with teachers and parents throughout your stay in the Faculty of Medicine. Whenever you have a problem please seek the support of the student counselling service and the academic mentor. They are the best advisors, not your friends. Whenever one of your friends has a problem advise them to meet the counsellor or take the friend to meet the mentor/counsellor. If you experience economic hardships, immediately meet the student counsellors and brief them in that regard and be honest in providing information. Understand that higher education is aimed at liberating the humankind from poverty.

Please be a medical professional committed to serve humanity.
May you have a fruitful and joyful university life!

Senior Professor Sujeewa Amarasena Vice Chancellor
University of Ruhuna

Dean's Message



Dear Students,

I warmly welcome each one of you to the Faculty of Medicine at University of Ruhuna. Today marks the beginning of your voyage into the noblest and rewarding professions that demands dedication, passion, and commitment to the well-being of humanity.

Our faculty stands as a center of excellence, embodying the values of holistic education, research, and compassionate patient care. Faculty of Medicine, University of Ruhuna offers a nurturing and dynamic environment that fosters both personal and professional growth, encouraging you to push the boundaries of your capabilities.

We are proud to have distinguished scholars, researchers, and compassionate clinicians dedicated to impart their wealth of knowledge and experiences to nurture the next generation. I am sure, the skills and attitudes you master during your undergraduate training would provide a strong foundation to your future medical career.

Our institution thrives on a culture of diversity and value unique perspectives and experiences each of you brings to our community. We encourage you to engage in the vibrant academic and extracurricular activities available in this faculty to enrich your personal and professional growth.

As you embark on this new journey, remember that the medical degree you would obtain at the end of successful completion of five years of training symbolizes not just an esteemed qualification, but a lifelong commitment to the service of humanity. In order to deliver the expected duties, you need to embrace the challenges and adhere and follow the noble principles that underpin the art and science of medicine.

I sincerely hope the years you spent in this faculty acquiring knowledge, skills and attitudes would empower you to make a lifetime of impactful contributions to the mankind.

I wish you all a remarkable journey ahead,

Professor T.P. Weerarathna
Dean
Faculty of Medicine
University of Ruhuna

CHAPTER 1	University of Ruhuna	01
	1.1 Introduction	01
	1.2 Location of the University	01
	1.3 Organizational Structure	02
	1.4 Contact information of the University	03
CHAPTER 2	Faculty of Medicine	07
	2.1 Introduction	07
	2.2 Officers of the Faculty	08
	2.3 Facilities in the Faculty	08
	2.4 Site map	09
	2.5 Graduate Profile	10
CHAPTER 3	The Structure of the Degree and Management	15
	3.1 The Degree of MBBS Ruhuna - Outline of Courses of Study	15
	3.2 Rules for Students	16
	3.3 Attendance, Examinations	20
	3.4 Management Information System of the Faculty	21
CHAPTER 4	Department of Anatomy	24
CHAPTER 5	Department of Biochemistry	26
CHAPTER 6	Department of Physiology	28
CHAPTER 7	Department of Microbiology	31
CHAPTER 8	Department of Parasitology	33
CHAPTER 9	Department of Community Medicine	35
CHAPTER 10	Department of Forensic Medicine	39
CHAPTER 11	Department of Pathology	41
CHAPTER 12	Department of Pharmacology	43

CHAPTER	13	Department of Medicine	44
CHAPTER	14	Department of Obstetrics & Gynaecology	46
CHAPTER	15	Department of Paediatrics	48
CHAPTER	16	Department of Psychiatry	50
CHAPTER	17	Department of Surgery	52
CHAPTER	18	Department of Anaesthesiology	54
CHAPTER	19	Examinations and Registrations	57
CHAPTER	20	Gold Medals and Awards	82
CHAPTER	21	Learning Resources	84
CHAPTER	22	Sports and Recreation	91
CHAPTER	23	Student Counselling and Welfare Services	92
CHAPTER	24	Career Guidance Unit	96
CHAPTER	25	Internal Quality Assurance Cell (IQAC)	99
CHAPTER	26	Units Recognized by the UGC	100
CHAPTER	27	Elective Attachments for Foreign Students	103
CHAPTER	28	Student Union and Societies	104
CHAPTER	29	Ruhuna Medical School Alumni Association (RUMSAA)	105
CHAPTER	30	Appendices	106
	30.1	By- laws approved by the Council of the University of Ruhuna under subsection (1) of section 135 of the Universities Act No 16 of 1978 in respect of Discipline and Residence of students	106
	30.2	Guidelines for Action to be taken for student Absenteeism, Professorial Appointment	122


රුහුණ විශ්වවිද්‍යාලය
உருகுணை பல்கலைக்கழகம்
UNIVERSITY OF RUHUNA

CHAPTER 1

University of Ruhuna

1.1 Introduction

The University of Ruhuna was established on 1st September 1978, as Ruhuna University College by a Special Presidential Decree. Currently, University of Ruhuna constitutes ten faculties, namely Agriculture, Engineering, Fisheries and Marine Sciences & Technology, Humanities and Social Sciences, Management and Finance, Medicine, Science, Technology, Allied Health Sciences, and Graduate Studies.

Faculties of Humanities and Social Sciences, Fisheries and Marine Sciences & Technology, Management and Finance, Science and Graduate Studies are located in the main University premises at Wellamadama (Matara). Faculties of Agriculture, Technology, Engineering, Medicine, and Allied Health Sciences are located in Mapalana (Kamburupitiya), Hapugala (Galle) and Karapitiya (Galle) respectively. The central administration unit of the University is also located at the Wallamadama University complex.

1.2 Location of the University

University of Ruhuna main premises is located 4 km away from Matara along the Colombo Hambantota (A2) main road. Matara, originally known as Mahathota, is a city on the southern coast of Sri Lanka, approximately 160 km from Colombo. Historically, Matara has been a part of the Ruhuna region, one of the three ancient kingdoms in Sri Lanka. Traveling from Colombo to Matara can be done either by train or by buss. The journey via the regular route takes around four hours from Colombo, whereas the expressway takes only one and a half hours.

1.3 Organizational Structure

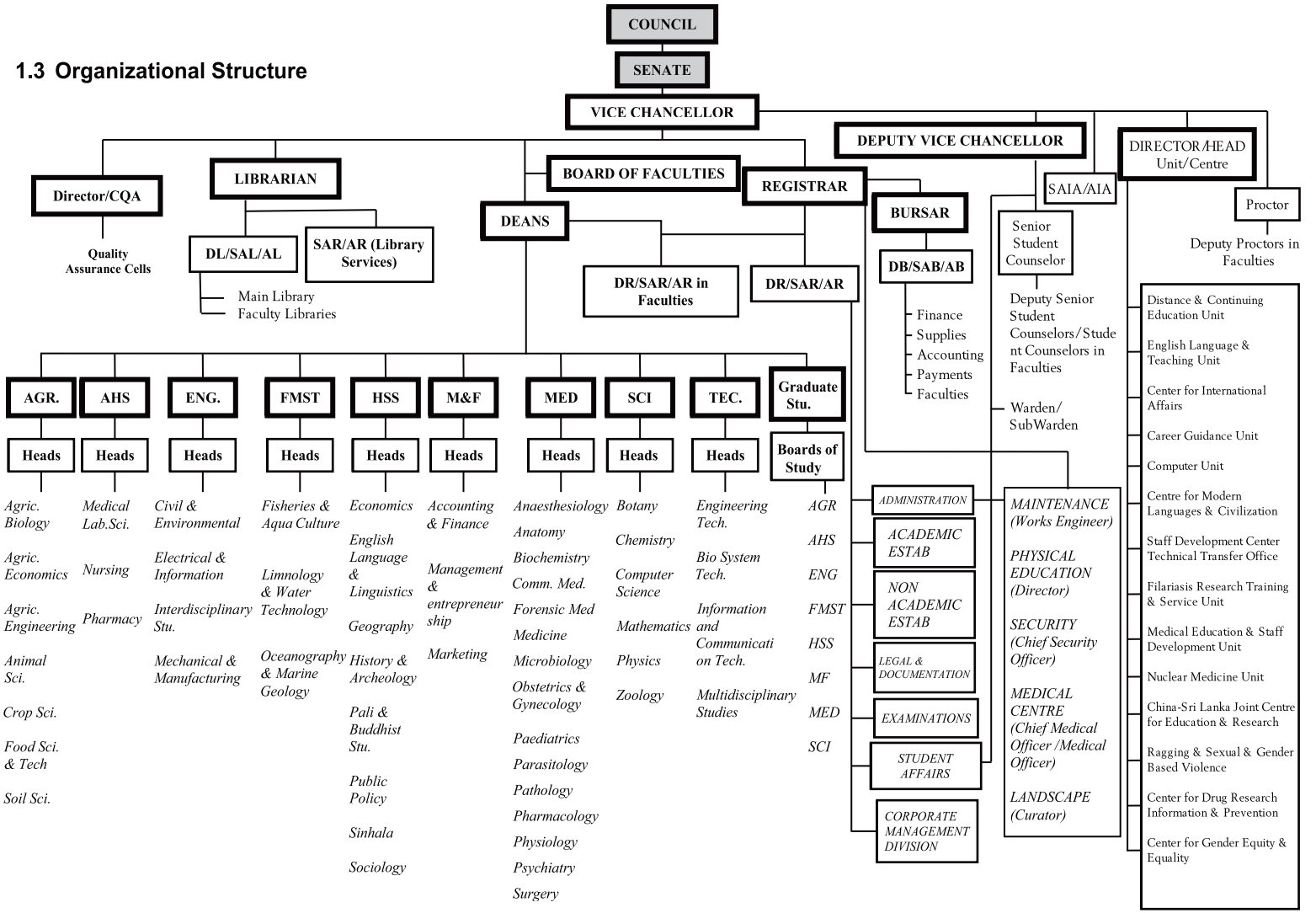

1.4 Contact information of the University

1.4.1 Postal Addresses

The main administration block of the University is located in Wellamadama. Faculty of Fisheries and Marine Sciences & Technology, Faculty of Humanities and Social Sciences, Faculty of Management and Finance, Faculty of Science, Faculty of Graduate Studies are located in the Wellamadama.

University of Ruhuna
Wellamadama
Matara
81000
Sri Lanka.

1.4.2 Addresses of the other faculties

Faculty of Agriculture
University of Ruhuna
Mapalana, Kamburupitiya
81100
Sri Lanka.

Faculty of Allied Health Sciences
University of Ruhuna
Godakanda, Galle
80000
Sri Lanka.

Faculty of Technology
University of Ruhuna
Karagoda-Uyangoda
Kamburupitiya
81100
Sri Lanka.

Faculty of Engineering
University of Ruhuna
Hapugala
Galle
80000
Sri Lanka.

1.4.3 Telephone and Fax Numbers of the University

	Telephone Number	Fax Number
Wellamadama Complex	+94(0)412033250	+94(0)412222683
		+94(0)412227001-4
Faculty of Agriculture	+94(0)412292200	+94(0)412292384
Faculty of Allied Health Sciences	+94(0)912243900	+94(0)912243900
Faculty of Engineering	+94(0)912245765	+94(0)912245762
Faculty of Fisheries and Marine Science & Technology	+94(0)412227026	+94(0)412227026
Faculty of Graduate Studies	+94(0)412033271	+94(0)413142984
Faculty of Humanities and Social Sciences	+94(0)412227010	+94(0)412227010
Faculty of Management and Finance	+94(0)412227015	+94(0)412227015
Faculty of Medicine	+94(0)912234 801	+94(0)912234803
Faculty of Science	+94(0)412227001	+94(0)412222701
Faculty of Technology	+94(0)412294750	

1.4.4 Internal Telephone Numbers

Vice Chancellor	12001
Office	12004
Deputy Vice Chancellor	12002
Office	12006
Registrar	12003
Office	12008
Dean, Faculty of Fisheries and Marine Sciences & Technology	16000
Assistant Registrar	16001
Dean, Faculty of Science	14000
Assistant Registrar	14001
Dean, Faculty of Humanities and Social Sciences	13000
Assistant Registrar	13001
Dean, Faculty of Management and Finance	15000

Assistant Registrar	15001
Dean, Faculty of Technology Assistant Registrar	4501 4502
Librarian	12300
Bursar	12050
Senior Assistant Bursar (Finance)	12053
Assistant Bursar (Finance)	12057
Senior Assistant Bursar (Supplies)	12065
Deputy Registrar (General Administration)	12014
Deputy Registrar (Examinations)	12026
Senior Assistant Registrar (Student Affairs)	12040
Senior Assistant Registrar (Academic Establishment)	12035
Senior Assistant Registrar (Non-Academic Establishment)	12031
Works Engineer	12080
Director, Physical Education	12125
Director, Internal Quality Assurance Unit	12118
Medical Officer	12200
Career Guidance Unit	12145
Chief Security Officer Office	12150 12151

1.4.5 Official Website of the University

The official web site of the university (www.ruh.ac.lk) provides a wide range of information on all the faculties, vacancies available and news and has useful links for services such as library and ragging complaint portal of University Grant Commission.



CHAPTER 2

Faculty of Medicine

2.1 Introduction

The Faculty of Medicine was established in the premises of the General Hospital, Galle, in July 1980, initially affiliated to the University of Colombo. Although the first five batches of medical students were admitted to the Ruhuna University College, they attended the preclinical course at the Faculties of Medicine in Colombo and Peradeniya. The first batch of students admitted in 1978 and successful at the Second Examination for Medical Degrees held in Colombo and Peradeniya commenced their para-clinical and clinical training at Galle in 1980. Construction of buildings for the Faculty at Karapitiya commenced in December 1980 and the Faculty moved to its new premises in September 1983. From the Academic Year 1983/84 onwards, students were admitted directly to the Faculty of Medicine, Galle and the entire course of Bachelor of Medicine and Bachelor of Surgery (MBBS) began to be conducted at the Faculty. During the last decade the Faculty started three more undergraduate degree programmes; Bachelor of Science in Nursing, Bachelor of Science in Medical Laboratory Science and Bachelor of Science in Pharmacy. These three - degree programmes were moved to the newly established Faculty of Allied Health Sciences in 2017.

The MBBS Degree awarded by the Faculty of Medicine, University of Ruhuna was recognized and accredited by the Sri Lanka Medical Council (SLMC) in 2022. It was recognized by the World Federation of Medical Education under the SLMC in 2023. This degree is placed at the level 6 of the Sri Lanka Qualifications Framework (SLQF) and aligns with the Subject Benchmark Statement in Medicine published in 2020 by Quality Assurance Council, University Grants Commission (UGC), Sri Lanka. The Faculty provides academic, research and service functions through its 15 academic Departments and three units that are recognized by the UGC.

The National Hospital Galle (NHG) is situated opposite the Faculty of Medicine. Apart from major disciplines such as internal medicine, psychiatry, surgery and paediatrics, NHG provides a wide range of services including renal transplant, major cardiac surgery, emergency & trauma care and intensive care in many fields. Obstetrics and Gynaecology units are situated in the German - Sri Lanka Friendship Hospital for Women. Teaching in all clinical disciplines is done in these two hospitals. Community based training component of Community Medicine is done in Bope-Poddala, which is the Field Training Area of the Faculty of Medicine and the health unit area where the faculty is located. Students also receive training in rural health at Akuressa District Hospital.

2.2 Officers of the Faculty

Dean	Professor T.P. Weerarathna
Senior Assistant Librarian	Mr. K.T.S. Pushpakumara
Assistant Registrar	Ms. Rasika Hettiarachchi
Assistant Bursar	Ms. A.S.I. Fernando

2.3 Facilities in the Faculty

The Faculty of Medicine in the University of Ruhuna is the third oldest medical faculty in the country. Situated in an area of about 8 acres, it is one of the most spacious medical faculties in the country. Academic activities are conducted in four large buildings the largest of which is occupied by the Para-clinical departments and the Department of Physiology. The pre-clinical block houses the Departments of Anatomy and Biochemistry. The Administration block contains the main administrative offices, a library, two examination halls, a computer-aided learning laboratory, a canteen and common rooms for students, academic staff and non-academic staff members. In 2003, Clinical Block, a three-storied 3000 square meter building was added to the Faculty infrastructure. This modern building houses five clinical departments in addition to tutorial rooms, laboratories, clinical skills lab, clinics and an air-conditioned lecture theatre.

A 950 seat, 1000 square meter air-conditioned auditorium is the venue for many academic and cultural activities. An air-conditioned conference hall with a seating capacity of 100 is also available.

Students are provided with a number of common facilities. This includes a number of hostels situated in the Faculty premises. New Girls', Kuwait and STEMCOR House hostels can accommodate 116, 400 and 160 students, respectively. There are ten fully furnished double occupancy rooms for visitors with a lounge and a pantry within the Faculty premises.

The Faculty has a Medical Exhibition Centre that is open to the public including school children. It displays many prosected human bodies, body parts and organs as well as two and three-dimensional models of organs and systems of the human body in a viewing area of over 6,000 square feet. It is specially developed and designed to assist G.C.E. Ordinary and Advanced Level students, studying biological sciences.

2.4 Site map

FACULTY OF MEDICINE
UNIVERSITY OF RUHUNA
KARAPITIYA, GALLE, SRI LANKA.

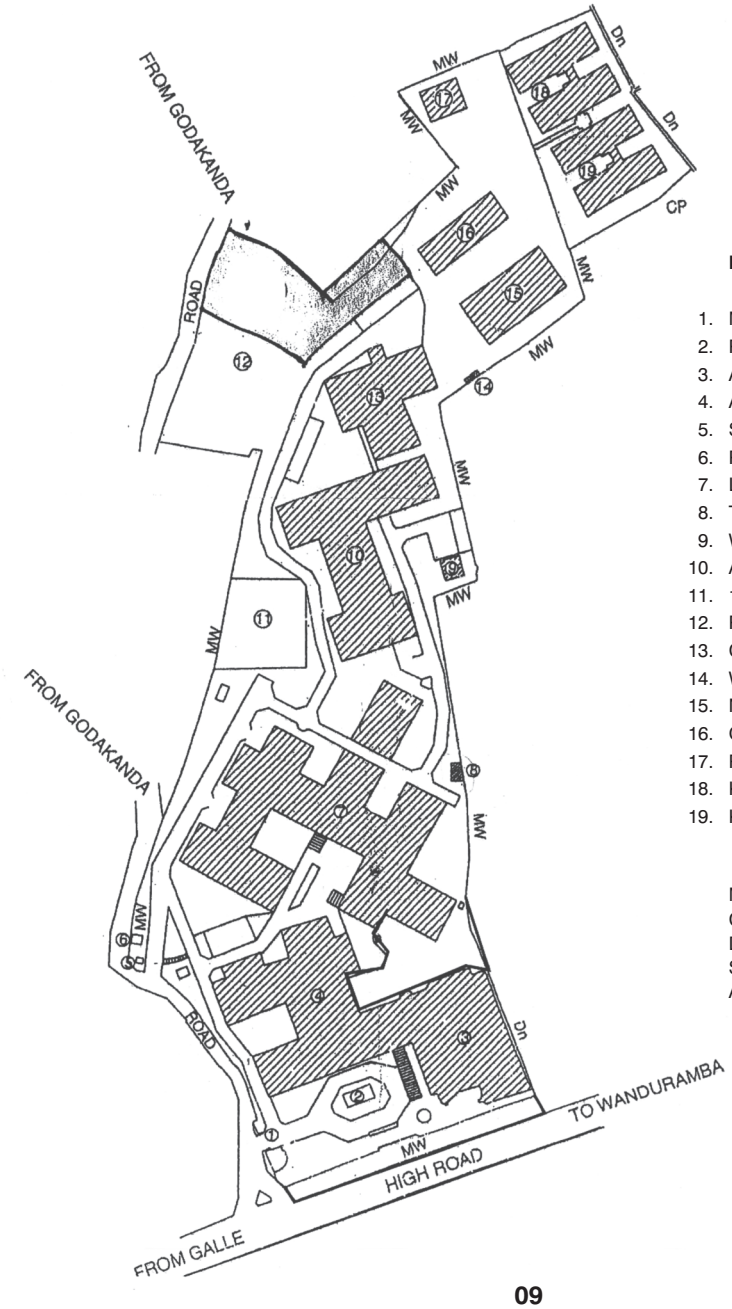

NOTE

1. MAIN ENTRANCE & SECURITY POINT
2. POND
3. ADMINISTRATION BLOCK
4. AUDITORIUM
5. SECURITY POINT
6. PUMP HOUSE
7. LABORATORY BLOCK
8. TRANSFORMER
9. WATER TANK
10. ANATOMY BLOCK
11. 12 STORIES BUILDING
12. PLAYGROUND
13. CLINICAL BLOCK
14. WATER TANK
15. NEW GIRLS' HOSTEL
16. GIRLS' HOSTEL (STEMCO HOUSE)
17. RECYCLING PLANT
18. KUWAIT HOSTEL
19. KUWAIT GIRL'S HOSTEL

MW - MASONTRY WALL
CP - CONCRET POST
DN - DRAIN
SCALE - 1 : 500
AREA - A9 - R0 - P 19.8

2.5 Graduate Profile

The MBBS graduate of the Faculty of Medicine, University of Ruhuna is expected to

1. explain the scientific basis of diseases and disease prevention in terms of structure and function of the human body and their inter-relationships.
2. diagnose, manage and follow up individuals with diseases.
3. deliver primary health care taking into consideration the social, cultural, environmental and economic characteristics of the individual and the society.
4. demonstrate respect to patients, their relatives, the community and other members of the healthcare team with a sound ethical background.
5. display professionalism while working with patients, community members and the healthcare team.
6. communicate effectively with patients, relatives, care givers, members of the healthcare team and the community.
7. engage in reflective practices, self-appraisal, audit and research in order to enhance professional skills.
8. manage health care teams and resources efficiently and effectively as a team member and a leader, in a health care institution.
9. recognize complexities and uncertainties in the practice of medicine and be responsible for his/her actions.
10. perform basic medico-legal procedures.
11. demonstrate skills of self-learning, lifelong learning, critical thinking, reasoning and decision making.
12. ensure his/her personal safety, physical and mental well being.
13. possess skills related to information & communication technology and information literacy.



Aims

To produce a medical graduate;

- with adequate knowledge and skills required to practice medicine under diverse circumstances.
- with professionalism, leadership qualities and managerial competencies required to practice medicine in the global context.
- who is an ethical and safe practitioner with humane attributes to work as a healthcare provider add.
- who is a lifelong learner and researcher capable of contributing to scientific advancement add.

Attributes

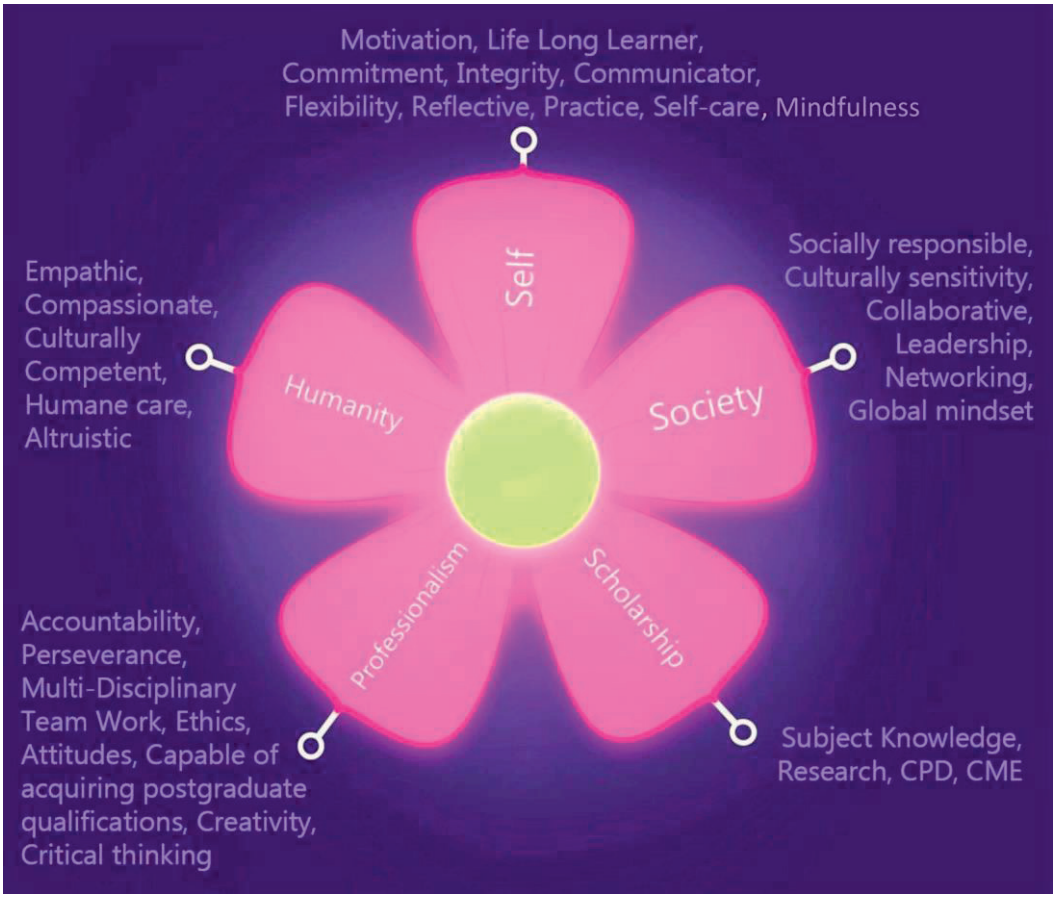

The intended learning outcomes and competencies have been developed under five major headings as identified in the attributes

1. Development of self
2. Development of society
3. Scholarship
4. Professionalism
5. Humane qualities

Development of self

1. Identify strengths deficits and limits in yourself through self-reflection, peer and teacher feedback
2. Ability to set goals and design processes of learning through independent study to rectify the identified deficits
3. Capability to incorporate changes to yourself and work patterns based on feedback received on a daily basis
4. Identify gaps in the domains of knowledge, skills, attitudes and devise learning activities to bridge the gaps thereby becoming a lifelong learner
5. Become self-motivated to accomplish specific targets
6. Display determination and commitment to complete the task
7. Flexibility to adapt to changes
8. Display honesty and integrity
9. Be able to obtain care of their individual physical psychological health related issues
10. Be able to practice mindfulness

Development of society

1. Possess a global mindset being aware of the latest advances in health care with the ability to apply them innovatively in a manner appropriate to the local setting
2. Ability to network and collaborate with the community and other health care professionals
3. Develop a culturally sensitive mindset possessing the ability to implement appropriate methods of healthcare
4. Possess the ability to take leadership in the community
5. Be socially responsible to the community and the country
6. To become an inspiring role model to the immediate and larger society influencing change
7. Capable of supporting the legal system within the medico legal sphere in the administration of justice
8. Possess the ability to promote health and prevent spread of disease in the community by applying principles in community medicine

Scholarship

1. Ability to accurately obtain a history from a patient, conduct relevant physical and mental state examinations, use laboratory investigations and imaging tests
2. Capable of interpreting history, examination findings, laboratory data and develop patient management plans
3. Ability to summarize and present clinical f indings and data to others of the health care team
4. Capable of making informed decisions regarding diagnostics and therapeutic interventions by obtaining directions from seniors, patient preferences and up to date scientific evidence
5. Prescribe medicine and perform medical p rocedures sp ecified as essential for a generalist
6. Enable shared decision making through effective communication with the patients, their family members and the other health care professionals
7. Contribute to the advancement of medicine through research using appropriate research methods
8. Understand the importance of regularly updating their knowledge and engage in continuous professional development and continuous medical education training

Professionalism

1. Ability to work in multidisciplinary teams effectively communicating and respecting each other
2. Capability to communicate efficiently and effectively with patients, care givers, other health professionals and the community
3. Creative and innovative ability when practicing health care in the local context
4. Capacity to engage in critical thinking, reflective practice and change one's mindset and behavior when faced with problems
5. Ability to persevere and endure amidst unresolved problems
6. Accountability to, patients, c aregivers, health care professionals and community, government other
7. Effectively manage conflict between personal and professional responsibilities
8. Self-awareness of personal and professional limitations and ability to engage in appropriate help seeking behavior
9. Identify shortcomings within the established system and implement solutions
10. Awareness and commitment to ethical principles in practicing medicine and conducting research
11. Ability and enthusiasm to engage in postgraduate training and qualifications

Humane qualities

1. Sensitivity and responsiveness to complex dimensions related to the patient populations which may include gender, age, culture, religion, disabilities and sexual orientation etc.

2. Ability to show empathy to patients, care givers, other health care professionals and community

3. Ability to explain and convey facts to the patients in language and terms that can be understood by specific patients

4. Capable of providing time to the patient in decision making when he/she is in the midst of uncertainty

5. Respect for patient's autonomy and privacy

6. Ability to practice altruism in patient care



Personal and Professional Development Strand (PPD)

The Personal and Professional Development Strand (PPD) is focused on facilitating the transformation of medical students into professional, humane, doctors who are responsible towards their patients and the society. It is conducted from the 1st term up to the 14th term.

The students are expected to complete all the components of the Personal and Professional Development Strand in order to obtain their medical degree.

Regular meetings with the mentor and maintenance of the portfolio is mandatory to complete the PPD strand.

Course Duration – 1st term to 14th term

Components	Teaching/ Learning Method	Term	Assessment Strategy
PPD 1	L 43 SGD 27 PD 3	1st	Self-Reflection and Action Plan
PPD 2	L 3 SGD 5	2nd	Formative assessment with student's mentor
PPD 3	L 18 SGD 8 FLS - 3	6th	Group presentation
PPD 4	L 7 SGD 5	7th	Analytical Essay
PPD 5	L 3 SGD 3	8th	Evaluation by Mentor
PPD 6	L 5 SGD 4	6th – 10th	Evaluation within Community Attachment Program
PPD 7	L 4 SGD 1	10th	Analytical Essay
PPD 8	L 20 SGD 7 PD 3	12th – 14th	Reflective Writing
PPD 9	SGD 10 hrs	12th - 14th	Reflective Writing

- L - Lectures, SGD – Small Group Discussion, PD – Practical Demonstrations, FLS- Flipped Classroom Sessions

Elective Appointment

The elective appointment gives medical students the opportunity to explore any area of interest. The students can select either a medical subspecialty or a non-medical area for the elective appointment. This appointment is focused on developing self-directed learning skills, problem solving skills and helps students to manage their own learning. A student will have to select what he or she would do during this time period and submit an application to the Deputy Clinical Coordinator for approval. Once the training is completed a reflective essay needs to be submitted in order to satisfactorily complete this training.

Course Duration – 11th term (Two Weeks)

Components	Teaching/ Learning Method	Term	Assessment Strategy
Soft Skills, Problem Solving Skills, Critical Thinking, Management of Own Learning	Self-Directed Learning (14 days = 8 x 14 = 112 hrs)	11th	Reflective Essay

3.2 Rules for Students

Please visit website of the University of Ruhuna for information (https://www.ruh.ac.lk/).

3.2.1 General rules

Some general rules applicable to students of the Faculty of Medicine are given below. A more comprehensive list of rules issued by the University of Ruhuna is given separately.

Any change to the address provided to the Faculty must be immediately brought to the notice of the Dean.

No student is permitted to be absent from academic work for more than 7 days without informing the Dean.

Students doing clinical appointments are expected to work in the wards during public holidays unless they have obtained prior leave from the Consultant to whom they are allocated.

Students are expected at all times to dress neatly and behave with decorum. Gathering and talking in loud tones whether in hospital, clinic or in the vicinity of the offices, library or lecture halls should always be avoided. Smoking is prohibited in the premises of the Faculty of Medicine and in the Teaching Hospitals.

Neither students nor a student body shall collect money for any purpose without written permission from the Dean and the Vice Chancellor.

Batches of students or student bodies who plan to go on trips must obtain permission to do so from the Deputy Senior Student Counselor, Dean and the Vice Chancellor.

Students or student bodies who intend to hold meetings or socials in the Faculty premises should obtain permission from the Dean.

3.2.2 Abstinence due to medical conditions

1. Illness during term time

   If a student is ill during term time, he should inform the University Medical Officer (UMO)-Designate as early as possible. If the student is unable to do so, he/ she should inform the Dean via registered post as early as possible, AND submit, a valid medical certificate issued by one of the persons listed under 3 below, within SEVEN DAYS from the last date covered by such medical certificate/s.

2. Illness at examination time (including continuous assessment)

   If a student is ill immediately before or during any part of an examination, he should inform the Dean/ Registrar/ Senior Assistant Registrar or Assistant Registrar as soon as possible AND submit a valid medical certificate from one of the persons listed under 3 below, within SEVEN DAYS from the last date covered by such medical certificate/s

3. Persons entitled to issue valid medical certificates for the above purposes

   I. The University Medical Officer-Designate
   II. A consultant
   III. A doctor in a government hospital

4. PLEASE NOTE that medical certificates from medical officers other than those listed will NOT BE ACCEPTED.

   A medical certificate is not valid unless it has been submitted within SEVEN DAYS returning after the leave.

Please refer internal circular 2015/01 for further details

3.2.3 Code of Conduct for Clinical Students of the Faculty of Medicine, University of Ruhuna

1. Clinical Groups and appointments

   No student shall change the clinical group or the clinical appointment allocated to him without the prior permission of the Clinical Coordinator.

2. Attendance and punctuality

   Attendance at clinical work is compulsory. The student should obtain prior leave from the clinical teacher concerned before he absents himself from clinical work. The student should spend the full amount of time scheduled in the timetable in the wards.

3. The student's dress should be neat and clean. They should wear a scrub or an overcoat with a name tag for clinical works. Male students should wear a trouser with a shirt and covered shoes. Hair should be combed neatly and face fully shaven.

4. In the corridors and public areas of the hospital, students should not talk loudly and should not block corridors.

5. On entering the wards, the students should identify themselves to the ward staff and obtain permission to see patients. Do not obstruct the working of ward staff.

6. Students should not smoke or chew betel in the hospital premises nor should he be under the influence of alcohol or drugs.

7. Students should obtain consent of the patient/guardian before examining a patient. Do not disturb the patient if he is asleep, having a meal or feeling uncomfortable. When examining a patient of opposite sex, it is desirable to have a chaperone. Expose only the part that is examined and have adequate screening around the patient. Do not examine patients during visiting hours.

8. Conduct with the patients

   (a) Student should introduce himself to the patient and address the patient suitably with respect. Student should be courteous and considerate to the patient.

   (b) Under no circumstance, student should give treatment, medicine, money, tobacco, drug, alcohol or any type of food.

   (c) Student should maintain strict professional secrecy with regard to the information obtained from the patient.

   (d) Student should not discuss the patient's condition and prognosis in the presence of the patient.

(e) Student should educate the patient about management and prevention of the disease. Student should develop competence in giving such information.

(f) The relationship of the students with patients and their visitors should be at a professional level.

9. Hospital records

Students should not remove hospital records, radiographs, ultrasound scans, echocardiograms, CT scans, MRI scans, ECG or laboratory reports of patients. Strict confidentiality should be maintained with regard to information obtained from records.

10. Hospital equipment

Student should use hospital equipment like sphygmomanometers, glassware, thermometers, gloves etc. with utmost care. Accidental breakages of such equipment should be brought to the immediate notice of ward staff.

11. Out of bounds period

When clinical examinations are in progress, the hospital is made out of bounds for medical students. During such periods, students are expected to keep away from the wards and doctors' quarters. However, if a student wishes to visit a close relative in the ward, he shall visit the ward during visiting hours after obtaining prior permission from the consultant in charge and the Dean.

12. Communicable diseases

Students who are suffering from a communicable disease should not visit the wards. If in doubt, they should consult the University Medical Officer or a person appointed by the Faculty to act in that capacity. In addition, they should inform the clinical teacher.

13. Consulting specialists and other medical staff The student should always obtain prior permission and make an appointment when he/she, a relative or a friend of the student wishes to consult a specialist or any other doctor in the hospital.

14. Treatment and advice by students

The student should refrain from prescribing and treating patients until they are qualified. No surgical procedure should be done without approval of the ward staff

3.3 Attendance, Examinations

3.3.1 Attendance at classes

An attendance of 80% (or 65% with medical certificates) is required for signing up student Appointment Books. The medical certificate has to conform to the regulations given under General Rules for Students.

3.3.2 Hospital and clinical work

For clinical training, students are grouped into batches. Students are expected to follow the schedules drawn up for this purpose by the Dean's Office/Clinical Coordinator. Any unauthorized changes of appointments may result in the cancellation of the appointments with the possible consequence of postponement of the Final Examination.

Clinical appointments, which are changed without written permission from the Dean, will not be recognized for the course.

Students are reminded that they have to conform to the rules of medical institutions they work in. Students should also be particularly mindful of the human rights of patients and be aware that students have no inherent right to interrogate or examine patients.

3.3.3 Eligibility to sit examinations

No student will be eligible to sit an examination of the Faculty if he/she has not obtained the signature of the relevant teachers for satisfactory attendance at tutorials, practical classes, ward classes, demonstrations and clinical attachments. The signature should be obtained on the last day of the respective clinical classes.

Students, who have defaulted in respect of University dues, even though they may have satisfied stipulated academic requirements, will not be permitted to sit any examination.

3.3.4 By-Laws regarding student discipline

Please refer to the documents on By-Laws regarding student discipline given to you at the time of admission to the University.

Please refer By-Laws approved by the Council of the University of Ruhuna under subsection (1) of section 135 of the Universities Act No 16 of 1978 in respect of Discipline and Residence of student http://www.medi.ruh.ac.lk/index.php/documents-downloads

3.4 Management Information System of the Faculty

3.4.1 Fees

Registration Fee	Rs. 950.00
Identity Card	Rs. 250.00
Library Deposit	Rs. 200.00
Medical Fee	Rs. 200.00
Laboratory Fee	Rs. 200.00
Sports Fee	Rs. 200.00
Total	**Rs. 2000.00**

Academic Transcript	Rs. 1500.00

3.4.2 Student Loans

No scheme available at present.

3.4.3 Bursary Scheme

Bursaries are provided to students who are entering the University, based on parents' income, distance from residence to University and the number of school going brothers and sisters. Currently, the monthly bursary payment is Rs. 4000.00. Bursary money is paid as ten installments in each academic year. The Bursary may be stopped for the following reasons.

1. If bursary holders fail to pass any examination.
2. If students' work, conduct and attendance are unsatisfactory.
3. If he/she conducts himself/herself in an indiscipline manner.

Application forms for Bursaries can be obtained from the Student Welfare Branch of the University of Ruhuna, Wellamadama, Matara.

3.4.4 Scholarships

The following scholarships are available to students of the Medical Faculty.

Government Scholarships:

Granted to student who are eligible to extend their Grade 5 Scholarships

Mahapola Scholarships:

Mahapola Scholarships are awarded by the Mahapola Trust Fund of the Ministry of Trade and Shipping to the students who are entering the University. Currently the monthly installment of the Mahapola Scholarship is Rs. 5000.00.

Conditions:

i. Scholarship monies are paid in ten installments in each academic year. Scholarship may be cancelled if student's work, conduct and attendance are found to be unsatisfactory or if the student fails to obtain a pass at each examination in the University.

ii. Endowed Scholarship
Endowed Scholarships are awarded to students who have not obtained Mahapola Scholarships, Bursaries or other Scholarships. Selections are made for each Scholarship, by calling for applications based on the conditions of each scholarship.

- Professor. Neil Fonseka memorial scholarship is offered to a student among top 10 students of the 2nd MBBS Examination. It comprises of a cash award of Rs.24000.00 per year for a period of 3 years.
- Mr. & Mrs. M.G. Fonseka memorial scholarship is offered to the student who obtains the highest marks in Anatomy at the main 2nd MBBS Examination. It comprises of a cash award of Rs.1000.00 per month for a period of 12 months.
- Ms. Nalini Jayasinghe memorial scholarship is offered to a student in the Southern province among the top 10 students of the 2nd MBBS Examination. It comprises of a cash award of Rs.18000.00 per year for a period of 3 years.

Self-help fund scholarship:

This scholarship scheme is started in 1992 as a concept of the 10th batch of Medical students in the Faculty of Medicine, University of Ruhuna. This scholarship is granted to medical students who do not receive any other scholarships and have low family income. Currently the monthly installment is Rs. 1000.00.

3.4.5 Student Accommodation

Accommodation is available for medical students on the site of the Faculty of Medicine in Karapitiya. Applications should be made to the Senior Assistant Registrar, Faculty of Medicine, Galle or to the Senior Assistant Registrar (Student Welfare) at Matara.



CHAPTER 4

Department of Anatomy

4.1 Academic Staff

Professors

Chair, Snr. Prof. I. Ilayperuma - BVSc (Peradeniya), PhD (Otago)
Prof. M.B.Samarawickrama - MBBS (Ruhuna), MS General Surgery (Colombo)
Prof. L.W.G.R. Alwis - MBBS (Kelaniya), PhD (Lund)

Associate Professors

Associate Prof. E.I. Wiadyarathna - MBBS (Ruhuna), PhD (Ruhuna)

Senior Lecturers

Dr. P.G.C.L.Nanayakkara - MBBS (Ruhuna), MPhil (Peradeniya)
Dr. P.M.Rodrigo - MBBS (Ruhuna), PhD (Ruhuna)
Dr. L.B.L.Prabodha - MBBS (Ruhuna), MPhil (Kelaniya), MSc (Colombo)

Probationary Lecturers

Dr. U.R.R Eranga - MBBS (Ruhuna)
Dr. A.D.S. Suranga Sanjeewa - MBBS (Ruhuna), MD Radiology (Colombo)

4.2 Academic Programme

Course duration - Five terms (First to fifth terms of the academic programme, conducted during the first and second years of teaching)

Subject Area	Teaching / Learning Method	Term
Gross Anatomy	Dissections Manual follow up - 120 hrs. Dissections Video Guide – 32 hrs. Student Centered Learning in dissections– 64 hrs. Dissections Revision – 08 hrs. Lectures – 30 hrs. Tutorials – 64 hrs.	$1^{st} – 4^{th}$ $1^{st} – 4^{th}$ $1^{st} – 4^{th}$ $1^{st} – 4^{th}$ $1^{st} – 4^{th}$ $1^{st} – 4^{th}$
Histology	Lectures – 32 hrs. Practical sessions – 48 hrs.	$1^{st} – 4^{th}$ $1^{st} – 4^{th}$
Embryology	Lectures – 25 hrs.	$1^{st} – 4^{th}$
Neuroanatomy	Lectures – 19 hrs. Dissections Manual follow up - 17 hrs. Dissections Video Guided – 4 hrs. Student centered learning – 5 hrs. Dissection Revision – 8 hrs. Scenario-based problem solving tutorials – 10 hrs. Case based discussions – 8 hrs.	5th
Genetics	Lectures – 08 hrs.	1st & 3rd
Clinical Anatomy*	Lectures – 29 hrs.	$1^{st} – 5^{th}$

* Includes visiting lectures on clinical anatomy of eye, ear, nose & throat, cardiothoracic, neuroanatomy, female reproductive system & radiological anatomy by the clinicians

4.3 Recommended Textbooks

This booklist is not intended to be fully comprehensive and students should consult departmental staff on aspects not covered. Books shown as "Essential reading" are recommended for purchase and books shown as "further reading" are optional. Most of these books are available in the Medical Faculty Library.

Gross Anatomy

Essential reading

- Cunningham's Manual of Practical Anatomy
- Clinical Anatomy - Harrold Ellis

Further reading

- Clinical Anatomy for Medical Students - Richard S. Snell
- Grant's Atlas of Anatomy - John Basmajian, Charles E Slonecker
- Clinical Oriented Anatomy - Keith L Moore, Arthur F Dalley
- Last's Anatomy Regional and Applied - Chummy S. Sinnatamby
- Gray's Anatomy- Peter L Williams & Roger Warwick,
- McMins Colour Atlas of Human Anatomy - C D H Abrahams, S C Marks & R T Hutchinson

Histology

Essential reading

- Wheater's Functional Histology

Further reading

- Basic Histology - Luiz Carlos Junquiera and Jose Curreiro

Embryology

Essential reading

- Langman's Medical Embryology

Further reading

- Human Embryology - Inderbir Singh
- The Developing Human - Clinically Oritented Embryologyby Keith L Moore T V N Persaud

Neuroanatomy

Essential reading

- Clinical Neuroanatomy - Richard S. Snell

Further reading

- Neuroanatomy for Medical Students - J L Wilkinson
- Principles of Neural Science Eric R Kendel, James H Schwartz & Thomas N Jessel

Genetics

- An Introduction to Medical Genetics - Fraser, Roberts & Pembrey

** Latest edition* is *always recommended for the books given above*

CHAPTER 5

Department of Biochemistry

5.1 Academic Staff

Professors

Chair, Snr. Prof. K.A.P.W. Jayatilake	-	B.Sc (SJP), M.Sc (SJP), PhD (Ruhuna)
Prof. R.P. Hewawasam	-	BSc (Hons, Peradeniya), MPhil (Ruhuna), PhD (ANU)
Prof. C. M. Wickramathilake	-	MBBS (Ruhuna), PhD (Ruhuna), M.Sc. in Food & Nutrition (Peradeniya)
Prof. M.T.Napagoda	-	BSc (Hons, Colombo), MPhil (Peradeniya), PhD (Germany)
Prof. A. P. Attanayake	-	BSc (Hons, Peradeniya), PhD (Ruhuna)

Associate Professors

Associate Prof. G.E.D.de Zoysa	-	MBBS (Ruhuna), PhD (Ruhuna)

Senior Lecturers

Dr. P.Kalansuriya	-	BSc (Hons, Colombo), PhD (UQ)
Ms. M.R.P. Hasanga	-	BSc (Hons, Peradeniya), MPhil (Ruhuna), M.Sc. in Food & Nutrition (Peradeniya)

Probationary Lecturers

Ms. W.N.D. De Silva	-	BSc (Hons, Peradeniya)
Dr. A.K.D.V.K. Wimalasiri	-	BSc (Hons, Colombo), PhD

5.2 Academic Programme

Course duration - Five terms (First to fifth terms of the academic programme, conducted during the first and second years of teaching)

Subject Area	Teaching/Learning Method	Term
-Basic Biochemistry: Cell structure, biomolecules & their function, Biological oxido–reduction, Enzymes, Muscle energy metabolism and muscle related biochemical investigations*	Lectures - 25 hrs Practical/GLS– 7 hrs SDG – 6 hrs	1st
-Metabolism: Digestion & absorption, Intermediary metabolism, Myocardial injury/disease, Pancreatic & renal diseases	Lectures - 28 hrs Practical/GLS – 9 hrs SDG – 8 hrs	2nd
-Biochemistry related to Haemoglobin*: Haemoglobin, Iron metabolism, Vitamins related to blood, Bilirubin metabolism & liver function tests -Hormone action & signal transduction -Plasma proteins	Lectures - 24 hrs Practical/GLS – 6 hrs SDG – 8 hrs	3rd

-Nutrition: Human nutrition, Vitamins, Mineral metabolism -Diabetes Mellitus* -Recombinant DNA technology -Oxidative stress & its clinical relevance	Lectures- 29 hrs Practical/GLS – 12 hrs SDG – 10 hrs	4th
-Inborn errors of metabolism	Lectures- 4 hrs SDG – 8 hrs	5th

SGD: Small Group Discussions; GLS: Guided Learning Sessions

* *Conducted as an integrated learning activity with the Department of Physiology*

Lectures and practical classes are held throughout the course with tutorial classes in small groups every week. An attendance of 80% is required for the student to be eligible to sit the 2nd MBBS examination.

5.3 Recommended Textbooks

- Biochemistry (Lippincott's Illustrated Reviews), Denise R. Ferrier, ISBN-13978-1451175622
- Harper's Illustrated Biochemistry, Victor W. Rodwell, David A. Bender, Kathleen M. Botham, Peter J. Kennelly, P. Anthony Weil, ISBN-13978-0071825344
- Textbook of Biochemistry with Clinical Correlations, Thomas M. Devlin, *ISBN*-10. 0470281731
- Medical Biochemistry, John W Baynes, Marek H. Dominiczak, *ISBN*-13.978-0702072994

The students are expected to browse through any other medical textbook which will be useful for a better understanding on Diabetes Mellitus (i.e. Davidson's Principles and Practice of Medicine (ISBN: 9780702083471), Oxford Textbook of Medicine (*ISBN*-13. 978-0198746690), Textbook of Clinical Medicine by Kumar and Clark (*ISBN*-13. 978-0702078682), Harrison's Principles of Internal Medicine (*ISBN*-13. 978-1259644030) etc.

* *Latest edition is always recommended for the books stated above*



CHAPTER 6

Department of Physiology

6.1 Academic Staff

Professors

Chair, Snr.Prof. Sampath Gunawardena	-	MBBS (Ruhuna), PhD (Ruhuna)
Snr.Prof. Mahinda Kommalage	-	MBBS (Ruhuna), PhD (Uppsala), MHPE (Keele)
Prof. R.S. Janaka Lenora	-	MBBS (Ruhuna), MPhil (Ruhuna), PhD (Lund)

Associate Professors

Associate Prof. Amaranath Karunanayake	-	MBBS (Ruhuna), PhD (Kelaniya)

Senior Lecturers

Dr. D.C. Wijewickrama	-	MBBS (Ruhuna), MPhil (Ruhuna)
Dr. Udari K.Egodage	-	MBBS (Colombo), MD (Colombo)

Lecturers

Dr. Shanaka Mohotti	-	MBBS(Ruhuna), MD (Colombo)
Dr. D.Dayakshi.K Abeyartne	-	MBBS (Peradeniya), MD (Colombo)
Dr. M.A.L.Dhananjanee Malwatta	-	MBBS (Ruhuna)

6.2 Academic programme

Course duration - Five terms (First to fifth terms of the academic programme, conducted during the first and second years of teaching).

Subject area	Teaching/ learning Method	Term
Body fluids and the concept of homeostasis	Lectures - 6 hrs. Tutorials/SGD - 2 hrs. Practical sessions - 2 hrs	1st
Musculoskeletal system	Lectures -3 hrs Tutorials/SGD – 2 hrs	1st
An introduction to the autonomic nervous system	Lectures - 1 hr	1st
Cardiovascular Physiology	Lectures - 28 hrs. Tutorials/SGD - 14 hrs. Practical sessions - 6 hrs	2nd
Respiratory Physiology	Lectures - 15 hrs. Tutorials/SGD - 10 hrs. Practical sessions - 5 hrs	2nd
Gastrointestinal Physiology	Lectures - 11 hrs. Tutorials/SGD - 6 hrs	2nd
Component of integrated learning on Blood*	Lectures - 13 hrs. Tutorials/SGD - 10 hrs. Practical sessions - 6 hrs	3rd

Renal Physiology	Lectures - 12 hrs. Tutorials/SGD - 8 hrs. Practical sessions - 2 hrs	3rd
Endocrine Physiology	Lectures - 8 hrs Tutorials/SGD - 10 hrs	4th
Component of integrated learning on diabetes mellitus*	Lectures - 5 hrs Tutorials/SGD – 4 hrs	4th
Reproductive Physiology	Lectures - 8 hrs Tutorials/SGD - 6 hrs Practical sessions - 1 hr	4th
Neuroscience**	Lectures - 16 hrs Tutorials/SGD - 10 hrs Practical sessions - 5 hrs	4th – 5th
Miscellaneous Physiology topics	Lectures - 2 hrs	5th

* *Component of integrated learning on Blood and Diabetes Mellitus will be conducted as an integrated learning activity of Physiology and Biochemistry Departments.*
** *Neuroscience module will be conducted as an integrated learning activity of Physiology and Anatomy departments.*

Teaching Learning Activities

Teaching learning activities will be conducted onsite as well as online activities. Lectures, tutorial classes, practical classes, small group discussions, student seminars, short analytical essays and formative assessments will be the modes used. Attendance will be compulsory for onsite as well as online practical classes, tutorial classes and small group discussions when determining the eligibility to sit for the 2nd MBBS examination

Short Analytical Essay and Student Seminar

Each student has to write a 2500-3500 word short analytical essay on a topic related to Physiology or Medicine, which is assigned to groups of 4-5 students. Students will be provided with inputs on literature search and scientific writing. Staff members are allocated as supervisors. They are expected work in groups in information retrieval, summarizing relevant information and making the seminar presentation on the given topic. Each student should participate in a 10 minutes group presentation. Each one of them should write a short analytical essay of his/her own on the same topic. Short analytical essay and the group presentation of the seminar will be evaluated which will account for 10% of the continuous assessment marks

6.3 Recommended Textbooks

- Ganong's Review of Medical Physiology by Kim E. Barrett, Susan M. Barman, Scott Boitano, Heddwen Brooks
- Textbook of Medical Physiology by A.C. Guyton and J.E. Hall
- Hutchison's Clinical Methods by M. Swash and S. Mason
- The student should learn to browse through any other medical textbook that may have information useful to a better understanding of Physiology *(i.e. Davidson's Principles and Practice of Medicine, Oxford Textbook of Medicine, Textbook of Clinical Medicine by Kumar and Clark etc.)*

**The latest edition is always recommended for the books stated above.*

Early Clinical Exposure for Basic Sciences (Anatomy, Biochemistry and Physiology)

The Ruhuna Medical Faculty curriculum consists of early clinical exposure sessions for phase 1- pre-clinical level medical students. This is structured into the preclinical phase in order to help medical students to understand the importance of basic sciences and how it will be practically relevant for them in their career as a doctor. The students are taken in small groups under the supervision of an academic teacher to the teaching hospitals in order to observe practical application of basic sciences concepts.

Course Duration – 3rd term to 5th term

Components	Teaching/ Learning Method	Term
Term 1-3 clinically related aspects taught under Physiology/Biochemistry/Anatomy	PD + SGD 8 (3hrs x 8 = 24hrs)	3rd
Term 4 clinically related aspects taught under Physiology/Biochemistry/Anatomy	PD + SGD 8 (3hrs x 8 = 24hrs)	4th
Term 5 clinically related aspects taught under Physiology/Biochemistry/Anatomy	PD + SGD 8 (3hrs x 8 = 24hrs)	5th

- SGD – Small Group Discussion, PD – Practical Demonstrations

CHAPTER 7

Department of Microbiology

7.1 Academic Staff

Professors

Chair, Prof. A.de.S. Nagahawatte - MBBS (Colombo), Dip. Med. Micro. (Colombo) MD Med. Micro. (Colombo)

Senior Lecturers

Dr. N.P. Weerasinghe - MBBS (Ruhuna), Dip.Med.Micro. (Colombo) MD Med. Micro. (Colombo)

Dr. S.S. Wickramasinghe - MBBS (Ruhuna), Dip. Med. Micro. (Colombo) MD Med. Micro. (Colombo)

Dr. H.H.P.M.J.Thabrew - MBBS (Ruhuna), Dip. Med. Micro. (Colombo) MD Med. Micro. (Colombo)

Probationary Lecturer

Dr. K.D.D.S. Wijeweera - MBBS (Sri Jayawardanapura), Dip. Med. Micro (Colombo), MD.Med. Micro (Colombo)

7.2 Academic Programme

Course duration - Three terms (Sixth to eighth terms of the academic programme, conducted during the third year of teaching)

Subject Area	Teaching / Learning Method	Term
General Microbiology	Lectures - 6 hrs. Practical Classes/ Fixed Learning Modules (FLM)/ Demonstrations - 4 hrs per student	6th
Immunology	Lectures – 8 hrs. FLM/ Demonstrations - 2 hrs per student	6th
Systemic Bacteriology& Antimicrobial Chemotherapy	Lectures - 24 hrs. FLM/ Demonstrations /Practical Classes - 6 hrs per student	6th & 7th
Systemic Virology & Antiviral Agents	Lectures - 16 hrs. FLM/ Demonstrations /Small Group Discussions - 10 hrs. per student	7th
Mycology	Lectures - 2 hrs. FLM/ Demonstrations / Practical Classes - 1 hr. per student	7th
Clinical Microbiology .	Lectures - 24 hrs. FLM/ Demonstrations /Tutorials /Computer Associated Learning - 9 hrs. per student	8th

Theory
Lectures are conducted on the core knowledge pertaining to subject areas.

Practical sessions

Performance of Gram stain and acid fast stain and demonstration of culture characteristics to identify bacteria
Practical demonstrations of collection & transport of specimens, culture media, microscopy and culture characteristics of pathogens related to the lecture topics.

Self-Learning Activities

1. Fixed Learning Modules (FLM)
   FLM provides extra, 'good to know' and 'nice to know' knowledge regarding topics covered in lectures. These are presented on notice boards.
2. Small Group Discussions (SGD)
   Students are divided into small groups and a leader and a rapporteur will be appointed. They will be given questions to discuss and answer during the first 30 minutes. These questions will be discussed during the next 30 minutes.
3. Group Presentations
   Students are grouped and allocated with different topics and objectives. They are requested to make power-point presentations based on the information they gather as well as observations they make during clinical appointments.

7.3 Recommended Textbooks

- Barer MR, Irving WL. Swann A, Perera N. Medical Microbiology; A Guide to Microbial Infections: Pathogenesis, Immunity, Laboratory Investigation and Control. 19th ed. US/UK: Elsevier; 2019
- Goering R, Dockrell HM, Zuckerman M, Chiodini PL. Mims' Medical Microbiology and Immunology. 6th ed. US/UK: Elsevier; 2019
- Abbas AK, Lichtman AH, Pillai S. Basic Immunology: Functions and Disorders of the Immune System. 6th ed. UK: Elsevier; 2020
- Hospital Infection Prevention and Control Manual - 2nd edition. [e-book] Sri Lanka; Sri Lanka College of Microbiologists 2021 (https://slmicrobiology.lk/hospital-infection-prevention-and-control-manual-2/)
- SLMA Guidelines on Vaccines and Information on Vaccines- 8th edition. Sri Lanka; Sri Lanka Medical association 2023
- Notes on Medical Virology. Timbury M C

** Latest edition is always recommended for the books stated above.*

CHAPTER 8

Department of Parasitology

8.1 Academic Staff

Professors

Chair, Prof. T.Channa Yahathugoda - MBBS (Ruhuna), PhD (Ruhuna)

Senior Lecturers

Dr. Janaka Ruben - MBBS (Ruhuna), PhD (Ruhuna)

Dr. N.L. De Silva - MBBS (Colombo), Dip in Med. Micro (Colombo), MD (Med. Parasit) PhD in Medicine (Jichi- Japan)

Probationary Lecturer

Ms. Sandari Thilakarathne - BSc (Hons) (Peradeniya)

8.2 Academic Programme

Course duration - Three terms (6th to 8th terms of the academic programme, conducted during the third year of teaching)

Subject Area	Teaching / Learning Methods
6th Term Medical Helminthology and Zoonotic Helminth Infections	Lectures (8 hrs) Tutorials (16 hrs) Practical (8 hrs) Self-directed learning (8 hrs) Independent Learning (50 hrs)
7th Term Medical Protozoology and Zoonotic Protozoan Infections	Lectures (8 hrs) * Tutorials (16 hrs) Practical (8 hrs) Self-directed learning (8 hrs) Independent Learning (50 hrs)
8th Term 1. Medically important arthropods 2. Medically important snakes 3. Medically important common toxic sea creatures found in Sri Lanka	Lectures (6 hrs) * Tutorials (12 hrs) Practical (6 hrs) Self-directed learning (6 hrs) Independent Learning (60 hrs)

* Integrated lectures with the Departments of Medicine, Paediatrics, Pathology, Pharmacology and Community Medicine

8.3 Recommended Textbooks

- Basic Clinical Parasitology 6th Edition by Franklin A. Neva (Author), Harold W. Brown (Author), ISBN-10- 0838506240, ISBN-13- 978-0838506240, Publisher - Appleton & Lange

- Medical Parasitology 5th Edition by D.R. Arora (Author), B.B. Arora (Author), ISBN-13 - 978-9386827555, Publisher - CBS publishers and distributors

- Manson's Tropical Diseases, 23rd or 24th Edition Author : By Jeremy Farrar (Author), Patricia J. Garcia (Author), Peter J Hotez (Author), Thomas Junghanss (Author), Gagandeep Kang (Author), David Lalloo (Author), and Nicholas J. White (Author), ISBN :9780702079597, Publisher - Elsevier

- Medical Entomology for Students: Fifth Edition by Mike Service (Author), ISBN: 078-1-107-66818-8, Publisher - Cambridge University Press

- Snakes and Other Reptiles of Sri Lanka by I. Das (Author) & A De Silva (Author), ISBN: 1843309238, Publisher - New Holland Publishers Ltd

** The latest edition is always recommended for the books stated above*

CHAPTER 9

Department of Community Medicine

9.1 Academic Staff

Professors

Chair, Snr. Prof. P.B. Perera	-	BSc (Colombo), MSc (London, UK), PG Dip (App Stat) (Colombo), PhD (IU, USA), FFAIMER (USA)
Snr. Prof. P.V. de Silva	-	MBBS (Ruhuna), MSc ComMed (Colombo), MD Com Med (Colombo)
Prof. C.J. Wijesinghe	-	MBBS (Ruhuna), MSc ComMed (Colombo), MD Com Med (Colombo)
Prof. T.T. Ponnamperuma	-	MBBS (Ruhuna), MPhil (Maastricht, NL), PG Dip. Fam Med (Colombo), PhD (Maastricht, NL)

Senior Lecturers

Dr. P.L.A.N. Liyanage	-	MBBS (Ruhuna), MD Derm (Colombo)
Dr. K.K.W.J.C. De Silva	-	MBBS (Ruhuna), PhD (Ruhuna)
Dr. I.L.A.N. Darshana	-	MBBS (Ruhuna), MSc Biostatistics (Peradeniya), MSc ComMed (Colombo), MPhil ComMed (Ruhuna)

Probationary Lecturers

Dr. V.P.C. Rajakaruna	-	MBBS, PG Dip HD (Colombo), MPHE (Kelaniya)
Dr. B.V.S. De Silva	-	MBBS (Ruhuna)
Dr. P.A.R.I. Kulathunga	-	MBBS (Ruhuna)
Dr. G.J. Chandana	-	MBBS (Peradeniya) MSc ComMed (Colombo), MD Com Med (Colombo)

9.2 Academic Programme

Course duration - Six terms (Sixth to eleventh terms of the academic programme, conducted during the third and fourth years of teaching)

Teaching / Learning activities

- Lectures - 100 hrs.
- Tutorials - 20 hrs.
- Clerkship Programme - 4 weeks per group
- Student Research projects - 5 terms (begins at the 6th term and continues up to the 11th term)
- Community Attachment Programme – 6th terms (begins at the 5th term and continues up to the 11th term
- Introductory Clinical Appointment - 2-4 weeks (after the 2nd MBBS examination)

Subject Area	Teaching/ Learning Method (Lectures)	Term	Tutorials 11th Term
Introductory Lectures	5 hrs.	6th	1
Health Education	2 hrs.	6th	1
Demography and Vital	9 hrs.	6th	2

Statistics			
Occupational Health	5 hrs	7th	1
Environmental Health	6 hrs	7th	2
Epidemiology	14 hrs.	7th	2
Maternal and Child Health	13 hrs.	8th	3
Research Methodology	5 hrs.	8th-9th	1
Biostatistics	14 hrs.	9th-10th	3
Nutrition	15 hrs.	10th	3
Behavioral Sciences and Social Medicine	8 hrs.	11th	1
Gender-based Violence	2 hrs.	11th	1
Total	98 hrs.		21

Seminars and Workshops

One evaluation seminar is held during the Community Medicine Clerkship. One seminar is held during Community Attachment Programme. A workshop on Research Methodology is carried out prior to the beginning of the Student Research Projects.

Community Medicine Clerkship Programme

Community Medicine Clerkship Programme is designed with the objective of making the students aware about the delivery of field health care services at national, provincial, district and divisional levels. The students are attached to public health institutions [Medical Officer of Health (MOH) office of the University Field Training area, Bope- Poddala and MOH Galle Municipality] to learn the duties and service-related functions of the public health team.

The students are expected to observe the provision of services under the Reproductive, Maternal, Newborn, Child, Adolescent and Youth Health (RMNCAYH) Programme of Sri Lanka through visits to Maternal & Child Health clinics and well women clinics. In addition, they get the opportunity to observe the delivery of occupational and environmental health services, food and water sanitation and port health services by visiting the relevant institutions, factories and the Port Health Office. Community Medicine Clerkship programme also includes visits to elderly homes, orphanages, a community based rehabilitation center and an Ayurvedic Hospital to gain an understanding of the community health services and alternative system of Medicine in Sri Lanka.

At the end of the programme, each group of students conducts a seminar on topics covered during the programme as a peer teaching session, with a formative evaluation of the presentations. An OSPE is held at the end of the Clerkship programme for each group and the marks obtained for the OSPE will be added under the Clerkship component in the 3rd MBBS Part II Examination.

Student Research Projects

A workshop on selection of research problems, literature survey and preparation of research proposals is carried out during the introductory clinical appointments. The students are assigned to 24 groups and the research proposals are developed with the guidance of a supervisor during the 6th & 7th terms. After obtaining ethical approval, the data collection, analysis and report writing is carried out during the 8th - 10th terms and the research project reports are submitted at the 11th term. A viva voce examination is conducted to evaluate the research project and the marks obtained for the viva voce examination and for the research report are added for the Research component in the 3rd MBBS Part II Examination.

Community Attachment Programme

The students are grouped into 12 groups and a small community of 25-30 households is allocated for each group during the introductory clinical appointments. Working in groups, they carry out a community survey to identify common health problems as well as social, environmental and behavioral problems in the given community with a view to deliver of primary health care and supportive services with inter-sectorial collaboration and community participation. The students are assessed periodically to evaluate their progress. Two summative assessments will be conducted during the course; A field assessment is arranged during the Community Medicine Clerkship Programme. A final report on Community Attachment has to be submitted by each group at the 10th term and marks for the field assessment and final report constitute the marks for the Community Attachment component in the 3rd MBBS Part II Examination.

Clinical Appointment in Family Medicine

The clinical appointment in Family Medicine is designed for a two-week with the objective of making students competent in providing unsupervised primary care at the community as a medical doctor in future. The students are attached to the University Family Practice Center, a private General Practitioner's clinic and the Outpatient Department (OPD) of the Teaching Hospital, Karapitiya. During this appointment, the students are expected to observe and learn how to provide comprehensive, continuing health care in both preventive and curative contexts for the individuals and the families. Two OSCEs in the clerkship examination and MCQ in the paper II of 3rd MBBS part II examination will assess knowledge in Family Medicine

9.3 Recommended Textbooks / publications

- Textbook of Preventive and Social Medicine, K. Park
- Family Health: A Manual for Health Workers in Sri Lanka, Family Health Bureau, Colombo.
- Essentials of Health Behavior, Mark Edberg, Jones & Barkleet, 2007
- Health and Behavior, Institute of Medicine, USA, National Academy Press, 2001

- Statistics at Square One, D.V. Swinscow
- Discovering Statistics Using IBM SPSS Statistics, Andy Field
- Basic Epidemiology, R. Beaglehole, R. Bonita
- Epidemiology in Medicine, Charles H. Hennekens, Julie E. Buring
- Learning Research: A guide to medical students, junior doctors and related professionals, C. Sivagnanasundaram
- Research Methods in Community Medicine, J.H. Abramson, Z.H. Abramson
- Nutrition at a Glance, Mary E. Barasi
- Perspectives in Nutrition, Gorden M. Wardlaw
- Human Nutrition, Mary E. Barasi
- Occupational Health: An Introductory Course for Health Care Workers, H.M.S.S.D. Herath
- A Manual for the Sri Lanka Public Health Inspector, H.M.S.S.D. Herath
- Immunization Handbook, Epidemiology Unit, Ministry of Health, Sri Lanka
- Maternal care package: A Guide to Field Healthcare workers, Family Health Bureau, Ministry of Health, Sri Lanka
- Annual Health Bulletin, Ministry of Health, Sri Lanka
- Weekly Epidemiological Report: Sri Lanka (WER), Epidemiological Unit, Ministry of Health, Sri Lanka
- Annual Report, Family Health Bureau, Ministry of Health, Sri Lanka
- Statistical Pocket Book - Democratic Socialist Republic of Sri Lanka, Department of Census and Statistics, Sri Lanka

** Latest edition is always recommended for the books stated above.*



CHAPTER 10

Department of Forensic Medicine

10.1 Academic Staff

Professors

Chair, Prof. U.C.P. Perera	-	MBBS (Colombo), DLM, MD Forensic Med (Colombo), MA, LLB, DMJ Path (London), MFFLM (UK), Attorney-at-Law, FCFPSL
Prof. J. Warushahennadi	-	MD (Russia), DLM, MD Forensic Med (Colombo)
Prof. R. H. A. I. Ratnaweera	-	MBBS (Peradeniya), DLM, MD Forensic Med (Colombo)

10.2 Academic Programme

Course duration - Six terms (6th to 11th terms of the academic programme, conducted during the third and fourth years of teaching)

The course consists of lectures, short appointment in Forensic Medicine, demonstration classes on specimens, autopsy demonstrations and revision tutorial classes.

Subject Area	Teaching / Learning Method	Term
Clinical Forensic Medicine	Lectures – 25 hrs Tutorials – 5 hrs Clinical appointment - 2 weeks	6th-11th
Forensic Pathology	Lectures - 30 hrs Tutorials - 5 hrs	7th-11th
Forensic Science	Lectures - 15 hrs Tutorials - 5 hrs	7th-11th
Forensic Toxicology	Lectures – 25 hrs Tutorials – 5 hrs	9th-11th
Medical Law and Ethics	Lectures – 15 hrs Tutorials – 5 hrs	6th-11th

10.3 Recommended Textbooks

- Clinical Forensic Medicine by WDS Mclay
- Clinical Forensic Medicine: A Physician's Guide by Margaret M Stark
- Forensic Pathology by Bernard Knight
- Forensic Pathology: Principles and Practice by David Dolinak, Evan Matshes & Emma O Lew
- Forensic Pathology by VJM Di Maio & DJ Di Maio
- Handbook of Forensic Pathology by V.J.M Di Maio & S.E Dana
- The Pathology of Trauma by J.K. Mason & B.N. Purdue
- The Pathology of Drug Abuse by Steven B Karch
- Management of Poisoning by Ravindra Fernando

- Disposition of Toxic Drugs & Chemicals in Man by RC Baselt
- Oxford Handbook of Forensic Medicine by Jonathan Wyatt, Tim Squires, Guy Norfolk & Jason Payne-James
- Medical Ethics Today The BMA's Handbook of Ethics and Law

*Latest edition is always recommended for the books stated above

CHAPTER 11

Department of Pathology

11.1 Academic Staff

Professors

Chair,Snr. Prof. L.K.B. Mudduwa - MBBS (Colombo), Dip. Path, MD Histopathology (Colombo)

Prof. K.A.C. Wickramaratne - MBBS (Ruhuna), Dip. Path, MD Haematology (Colombo), FSLCH

Senior Lecturers

Dr. T.G.Liyanage - MBBS (Ruhuna), Dip. Path, MD Histopathology (Colombo)

Dr. T.W. Wijesiri - MBBS (Ruhuna), Dip Histopath, MD Histopathology (Colombo), FRCPath (UK)

Lecturers

Dr. K.B. Rojika - MBBS (Ruhuna), MD Histopathology (Colombo)

Dr. I.L. Wickramanayake - MBBS (Peradeniya), MD Histopathology (Colombo)

Probationary Lecturers

Dr. B.D.B.M. Baduraliyage - MBBS (Ruhuna)

11.2 Academic Programme

Course duration - Six terms (Sixth to eleventh terms of the academic programme, conducted during the third and fourth years of teaching)

Subject Area	Teaching/ Learning method	Term
General Pathology	Lectures- 20 hours Guided Learning Sessions- 14 hrs Small group discussion – 1 hour	6th and 7th
Tumour Pathology	Lectures- 10 hours Guided Learning Sessions - 8 hrs Small group discussion – 1 hour	6th and 7th
Chemical Pathology	Lectures- 12 hours Guided Learning Sessions - 5 hrs Small group discussion – 1 hour	8th and 9th
Haematology	Flipped classes- 20 hours Guided Learning Sessions - 5 hrs Small group discussion – 1 hour	8th and 9th
Systemic Pathology	Lectures- 50 hours Guided Learning Sessions - 16 hrs Small group discussion – 6 hour	8th – 11th
Total	Lectures- 112 hours Guided Learning Sessions - 48 hrs Small group discussion – 10 hour	

Clinicals

Two weeks Clinical Pathology Appointment - Pathology Laboratory, Teaching Hospital Karapitiya. Students are expected to complete a Learning Portfolio during their appointments

11.3 Recommended Textbooks

Histopathology:

- Robbins Basic Pathology 10th edition 2021 by Elsevier
  Webpath: https://webpath.med.utah.edu/

Chemical Pathology

- Clinical Chemistry by William J Marshall 9th Edition 2020/current by Elsevier

Haematology :

- Hoffbrand's Essential Haematology by Victor Hoffbrand 8th Edition or beyond by Wiley
- https://ashpublications.org/books/book/6/American-Society-of-Hematology-Self-Assessment
- Manual of Lab Procedures in Haematology ISBN 978-624-5776-02-3 access through SLCH website

* *Latest edition is always recommended for the books stated above.*



CHAPTER 12

Department of Pharmacology

12.1 Academic Staff

Professor

Prof. P.L.G.C. Liyanage - MBBS (Ruhuna), PhD (Ruhuna)

Lectures

Dr. S. A. Mendis - MBBS (Colombo), MD (Colombo) in Medicine, AFHEA (UK)
SCE in Diabetes and Endocrinology (UK)
SCE in Acute medicine (UK)

Probationary Lecturers

Dr. R. A. Wasana Sevwandi - MBBS (Colombo)

Dr. T. K. Singhabahu - MBBS(SAITM)

12.2 Academic Programme

Course duration - six terms (6th to 11th terms of the academic programme, conducted during the third and fourth years of teaching)

Teaching/Learning Methods	Duration (hours)	Term
Lectures	86	6th -11th
Student centered learning	50	6th -11th
Module on antibiotics	5.5	7th
Module on asthma	4	9th
Tutorials	10	10th -11th
Therapeutics	14	11th

12.3 Recommended Textbooks* & Journals

- Clinical Pharmacology- P.N. Bennett, M.J. Brown, P. Sharma, Churchii Livingstone, London
- Rang & Dale's Pharmacology - H.P. Rang, J. M. Ritter. R.J. Flower, G. Henderson, Churchii Livingstone, London
- Oxford Textbook of Clinical Pharmacology& Drug Therapy - D. Grahame Smith, J. Aronson, Oxford University Press
- British National Formulary- Joint Formulary Committee, Pharmaceutical Press, British Medical Association & Royal Pharmaceutical Society
- Medical Pharmacology at a Glance - M.J. Neal, Wiley-Blackwell
- Sri Lanka Student Formulary - Department of Pharmacology, Faculty of Medicine, University of Colombo
- Sri Lanka Prescriber - Department of Pharmacology, Faculty of Medicine, University of Colombo

**Latest edition is always recommended for books stated above*

CHAPTER 13

Department of Medicine

13.1 Academic Staff

Professors

Snr. Prof.T.P. Weeerarathna	-	MBBS (Ruhuna), MD (Colombo), FRCP, FACP, FCCP
Snr. Prof. K.D. Pathirana	-	MBBS (Peradeniya), MD (Colombo), MRCP (UK), FCCP
Prof. C.K. Bodinayake	-	MBBS (Ruhuna), MD (Colombo) MRCP (UK), FCCP
Prof. H.M.M. Herath	-	MBBS (Ruhuna), MD (Colombo) MRCP (London), FRCP (Edin), FCCP
Prof. N.J. Dahanayake	-	MBBS (Ruhuna), MD (Colombo), FCCP
Prof. A.S. Dissanayaka	-	MBBS (Colombo), MD (Colombo) FRCP (London), FRCP (Edinburgh), FRCP (Glasgow), FCCP

Senior Lectures

Dr. P.D.W.D. De Zoysa	-	MBBS (Colombo), MD (Colombo)
Dr. C.L. Fonseka	-	MBBS (Ruhuna), MD (Colombo), MRCP (UK), DPhil (Oxon)
Dr. D.R. Palangasinghe	-	MBBS (Ruhuna), MD (Colombo)

13.2 Academic Programme

Teaching programme in Medicine includes clinical training, ward classes, lectures, clinical demonstrations and tutorials. The objectives of Introductory, First, Second & Professorial appointments are given in the Department website.

Academic Activity	Duration	Teaching/ Learning Method
3rd Year (6th -8th)		
Introductory lectures in Clinical Medicine	2 hrs	
Introductory appointment	1 week	Ward teaching, case based teaching & learning, patient centered self-directed education
1st Appointment in Medicine	6-8 weeks	
Short appointments Dermatology Neurology Rheumatology STD Respiratory Medicine Cardiology Emergency Medicine	 2 weeks 2 weeks 2 weeks 1 week 1 week 2 weeks 2 weeks	Ward teaching & lectures Case based self- learning and Discussion

4th Year (9th – 11th Term)			
2nd Appointment in Medicine	6-8 weeks	Ward teaching, case based teaching & learning, patient centered self-care education	
Subject	**Clinical Scenario based Lectures**	**Student- Centered teacher lead learning Sessions**	**Student- Centered Student-Lead Learning Sessions**
Cardiology	8 hrs	2 hrs	4 hrs
Respiratory	7 hrs	4 hrs	5 hrs
Renal	5 hrs	2 hrs	2 hrs
Gastroenterology	5 hrs		2 hrs
5th Year (12th – 14th Term)			
Professorial Appointment	8 weeks	Teaching, Ward Rounds, Case Presentation and Discussion, Self-Learning, Peer Learning Students Presentation, Problem based Learning	
Subject	**Clinical Scenario based Lectures**	**Student- Centered teacher lead learning Sessions**	**Student- Centered Student- Lead Learning Sessions**
Endocrinology	7 hrs	2 hrs	-
Neurology	10 hrs	4 hrs	2 hrs
Rheumatology	3 hrs	2 hrs	1 hr
Haematology	2 hrs	2 hrs	1 hr
Dermatology	2 hrs	2 hrs	1 hr
Emergency Medicine	1 hr	2 hrs	1 hr
Infections	1 hr	2 hrs	1 hr
Miscellaneous	1 hr	2 hrs	1 hr

13.3 Recommended Textbooks

- Clinical Medicine by Kumar & Clark
- Davidson's Principles and Practice of Medicine
- Hutchison's Clinical Methods
- Clinical Examination by John Macleod
- Oxford text book of Medicine
- Harrison's Principles of Internal Medicine

** Latest edition is always recommended for the books stated above.*

CHAPTER 14

Department of Obstetrics & Gynaecology

14.1 Academic Staff

Professors

Chair, Prof. Lanka Dasanayake - MBBS (Ruhuna), MD O/G (Colombo), MRCOG (Gt. Brit), FSLCOG

Senior Lecturers

Dr. J.A.P. Dhammika - MBBS (Ruhuna), MS O/G (Colombo), MRCOG (Gt. Brit), FSLCOG

Dr. K.A.Gunarathne - MBBS (Ruhuna), MS O/G (Colombo), FSLCOG

Dr. M.F.M. Rameez - MBBS (Ruhuna), MS O/G (Colombo), FRCOG (Gt. Brit.), FSLCOG

Dr. M.A.G. Iresha - MBBS (Ruhuna), MD O/G (Colombo), FRCOG (Gt. Brit.), FSLCOG

14.2 Academic Program

Teaching programme in Obstetrics & Gynaecology includes introduction to clinical programme, interactive lectures, student centered teaching and learning activities (flipped class rooms, video demonstrations, tutorials, case based discussions, & problem based discussion), skill training, ward classes & hospital based clinical training.

Academic Activity	Duration	Teaching/ Learning Method	Term
Introduction to clinical programme	03 hrs	Lectures / video demonstration	6th Term
Interactive Lectures	57 hrs	Lectures	9th – 14th Term
Student centered teaching & learning	15 hrs	Flipped class room (4) Tutorials (7) Case based learning (4)	9th – 14th Term
1st Clinical Appointment (OG1)	04 weeks (144 hrs)	Observed history taking Bedside teaching Clinic / theatre / labour room based teaching & learning Learning portfolio & Reflective writing	6th- 9th (3rd – 4th year)

2nd Clinical Appointment	04 weeks (144 hrs)	Observed history taking Bedside teaching Clinic / theatre / labour room based teaching & learning Learning portfolio & Reflective writing Clinical oriented Case presentation and discussion	10th – 14th (4th year)
Professorial appointment	8 weeks (384 hrs)	Observed history taking Bedside teaching Clinic / theatre / based teaching & learning labour room rotation Learning portfolio & Reflective writing Clinical oriented Case presentation and discussion Assignment – development of proposal for audit	14th Term (5th year)
Ward Classes	16 hrs	Case based discussion	14th Term (5th year)
Skills training	16 hrs	Skill lab based hands-on training using manikins in the skills lab During OG1 / OG2 / Professorial appointment	6th_ 14th (3rd – 5th year)

14.3 Recommended Textbooks

- Obstetrics Illustrated - K.P. Hanretty
- Gynaecology Illustrated - David McKay
- Obstetrics by Ten Teachers - Stuart Campbell, Christoph Lees
- Gynaecology by Ten Teachers - D.Scott Jones et al
- Oxford Handbook of Obstetrics & Gynaecology - S. Arulkumaran, IM Symonds A Fowlie
- Basic Science in Obstetrics & Gynecology - Michael de Swiet & Geoffrey Chamberlain

Basic Reference

- WHO Reproductive Health Library by WHO

** Latest edition is always recommended for the books stated above*

CHAPTER 15

Department of Paediatrics

15.1 Academic Staff

Professors

Chair, Snr. Prof. U.K. Jayantha	- MBBS (Ruhuna), MD (Paed. - Colombo),DCH (Colombo) FSLCP
Snr. Prof. T.S.D. Amarasena	- MBBS (Ruhuna), MD (Paed. - Colombo),DCH (Colombo) FSLCP
Prof. N.D.Liyanarachchi	- MBBS (Ruhuna), MD (Paed. - Colombo), DCH (Colombo) MRCP (UK)
Prof. M.H.A.D. De Silva	- MBBS (Ruhuna), MD (Paed. - Colombo),DCH (Colombo)

Associate Professors

Associate Prof. P.P.Jayawardena	- MBBS (Ruhuna), MD (Paed. - Colombo), DCH (Colombo)

Senior Lecturers

Dr. T.P.J. Gunawardena	- MBBS (Ruhuna), MD (Paed. - Colombo), DCH (Colombo)
Dr. Imalke Kankananarachchi	- MBBS (Colombo), MD (Paed.- Colombo), DCH (Colombo), DCH (UK), MRCPCH (UK)

Lecturers

Dr. M.K.T. Madhushanka	- MBBS (Peradeniya), MD (Paed.- Colombo), DCH (Colombo)

15.2 Academic Programme

The teaching programme in Paediatrics includes clinical training, skills lab training, lectures, teacher guided student centred learning (Case based discussions, flipped classroom sessions and Task based self-directed learning)

Academic Activity	Duration	Teaching/ Learning Method	Term
3rd Year (6th-8th Term)			
Introductory lectures in Paediatrics	2 hrs.	Ward teaching, case based teaching & learning, patient centered self-directed education	6th -8th
Introductory appointment	1 week		
1st Appointment in Paediatrics	4 weeks		
4th Year (9th– 11th Term)			
2nd Appointment in Paediatrics	4 weeks	Ward teaching, case based teaching & learning, patient centered self-care education	9th-11th

Lectures	19 hours	Formal lectures	
	4 hours	Teacher guided student centred / case based discussions/Flipped class room sessions	
5th Year (12th– 14th term)			
Professorial Appointment	8 weeks	Teaching Ward Rounds Case Presentation and Discussion Self-Learning, Peer Learning Students Presentation Problem based Learning	12th-14th
Lectures	31 hours	Formal lectures	
	5 hours	Teacher guided student centred / case based discussions/Flipped class room sessions	

15.3 Recommended Textbooks

- The Illustrated textbook of paediatrics - T. Lissauer, G. Clayden
- Essential Paediatrics - David Hull
- Hospital Paediatrics - David Hull
- Community Paediatrics - David Hull
- Children's Medicine and Surgery - Forrester Cockburn
- Forfar&Arneils Textbook of Paediatrics
- Nelson's Textbook of Paediatrics
- Manual of Neonatal Intensive care - NRC Roberton
- Paediatric practice in developing countries - E.J.Ebrahm
- The normal child - Illingworth
- Common symptoms & signs of diseases of children - Illingworth
- Paediatric cardiology - Scott
- Manual of neonatal care - John P Cloherty

* *Latest edition is always recommended for the books stated above*

CHAPTER 16

Department of Psychiatry

16.1 Academic Staff

Professors

Prof. G.H.Chandanie - MBBS (Ruhuna), MD Psych (Colombo)

Prof. I.H. Rajapakse - MBBS (SJP), MD Psych (Colombo), PhD (Durham)

Senior Lecturers

Dr. G.D. Punchihewa - MBBS (Ruhuna), MD Psych (Colombo)

Dr. S.A.C. Senadheera - BSc (St. Petersburg), MSc (St. Petersburg),PhD (Ruhuna)

Dr. K.M.S.A.K. Jayasekara - MBBS (Ruhuna), MD Psych (Colombo)

Probationary Lecturers

Dr. M.G. Thrimavithana - MBBS (Ruhuna)

16.2 Academic Programm

Academic Activity	Duration	Teaching / Learning Method	Term
3rd year			
Introductory clinical lectures	6 hrs	lectures/Student centered learning (PBL)	6th
Introductory clinical appointment	1 week		
3rd/4th year		Clerkship	
Clinical appointment	2 weeks	Case discussions Teaching ward rounds	6th – 8th
		Small group discussion/Role play	
Clinical Skills training (PPDM)	6 hrs	Student centered learning	9th -11th
Lectures	40 hrs	Lectures	
5th year Professorial appointment	8 weeks	Teaching ward rounds Case discussions Assignments/presentations	
		Student centered learning activities	12th -14th
		Small Group discussion	
		Community psychiatry exposure & seminar	
Lectures Tutorials	20 hrs	Role play	
	5 hrs	Lectures Tutorials	

16.3 Recommended Textbooks

- Shorter Oxford Text Book of Psychiatry – Seventh Edition
- International Classification of Disease 11th edition (ICD – 11)
- Patel V, (2003) *Where There Is No Psychiatrist*. The Royal College of Psychiatrists.
- Puri B.K., Laking P.J, Treasaden L.H, (2011) *Textbook of Psychiatry*. 3rd ed. Churchill Livingstone.
- Handbook of Clinical Psychiatry, A Practical Guide. Varuni de Silva,Raveen Hanwella
- Atkinson & Hilgard's Introduction to Psychology-16th Edition

* *Latest edition is always recommended for the books stated above.*

CHAPTER 17
Department of Surgery

17.1 Academic Staff

Professors

Chair, Prof. R.W. Seneviratne - MBBS (Ruhuna), MS (Colombo), FRCS (Eng), MSc (Birmingham)

Senior Lecturers

Dr. J.P.M. Kumarasinghe - MBBS (Ruhuna), MS (Colombo)
Dr. R.P. Abeywickrama - MBBS, MS (Colombo), MRCS (Eng)
Dr. K.P.V.R.De Silva - MBBS (Ruhuna), MD (Colombo), MRCS (Ed), MRCS (Eng)

Probationary Lecturers

Dr. W.D.M.C. Gunawardena - MBBS (Ruhuna), MD (Colombo)
Dr. S. M. Uluwitiya - MBBS (Ruhuna)

17.2 Academic Programme

Academic Activity	Duration	Teaching / Learning Method	Term
2nd Year Introductory Lectures Introductory Clinical Appointment	4 - 8 weeks 1 - 2 weeks	Lectures Clerkship/ward teaching	6th
3rd Year 1st Appointment Surgery Orthopaedic Appointment Short Appointments Ophthalmology Otorhinolaryngology Anaesthesiology Oncology Radiology Neuro Surgery Paediatric Surgery Vascular Surgery Genito-urinary Surgery	4 weeks 2 weeks 2 weeks each	Clerkship/ward teaching Clerkship/ward teaching Clerkship/ward teaching	7th - 11 th

4th Year 2nd Appointment Surgery Lectures Paediatric Surgery - 05 Anaesthesiology - 05 Ophthalmology - 06 Otolaryngology - 04 Orthopaedic Surgery - 03 Neuro Surgery - 03 Cardio-thoracic Surgery - 04	8 weeks 30 hrs.	Lectures	9th-11th
5th Year Lectures General Surgery - 05 Gastrointestinal Surgery - 10 Genito-urinary Surgery - 07 Trauma - 03 Vascular Surgery - 05 Anaesthesiology Tutorial - 10 Tutorial Classes - 20 Professorial Appointments Ward Classes Clinical teaching in wards & in clinics	30 hrs. 30 hrs. 8 Weeks 32 hrs. 200 hrs	Lectures Student presentation and discussion Case discussions Clerkship /clinic & ward teaching Case discussions	12th -14th

17.3 Recommended Textbooks

- Short practice of surgery (28th Ed) - Bailey & Love
- An introduction to symptoms & signs of surgical diseases - Norman Browse
- Demonstration of physical signs in clinical surgery - Hamilton Bailey
- Principles & practice of surgery - Scott
- Aids to clinical surgery - Forrest, Carter, Macleod
- Lecture notes in general surgery - Harold Ellis
- Outline of fractures - Adams
- Outline of Orthopaedics – Adams

* *Latest edition is always recommended for the books stated above.*

CHAPTER 18

Department of Anaesthesiology

18.1 Academic staff

Senior Lecturer
Dr. U.I Hapuarachchi — MBBS (Ruhuna), MD (Anaes - Colombo), FRCA (UK), FCARCSI (Ireland)

18.2 Academic programme

Academic Activity	Duration	Teaching/ Learning Method	Term
3rd Year Introductory lectures	10 hrs (04-08 weeks)	Lectures Anaesthesiology, Critical care Medicine and Therapeutics (Pharmacology)	07th – 08th
4th Year Clinical appointment	02 weeks (05-07 students per groups)	Clerkship Operating theatre and intensive care teaching Clinical skills	09th – 11th
5th Year Discussion classes	15 hrs (10 weeks)	Student presentation and discussion (whole batch)	12th – 14th
Ward based teaching (tutorials)	15 hrs (08 weeks)	Small group discussion (one Professorial student group)	12th – 14th
Anaesthesia & Critical care module	20 hrs (03 weeks/ two sessions week)	Small group discussion Clinical skills and Role play Viva voce and OSCE (one Professorial student group)	12th – 14th

18.3 Recommended Textbooks & Journals

- Smith & Aitkenhead's Textbook of Anaesthesia
- Handbook of Anaesthesia
- Oxford Handbook of Anaesthesia
- Morgan & Mikhail's Clinical Anaesthesiology
- Oxford Handbook of Critical Care
- BJA Education Journal
- European Resuscitation council/ UK Resuscitation Council Basic Life Support and Advanced Life Support guidelines

**Latest edition is always recommended for the books/ journals stated above.*









Winners of Inter Medical
Faculty Quiz Competitions

CHAPTER 19

Examinations and Regulations

19.1 Scheme of Examination and Allocation of Marks for 2nd Examination for Medical Degrees (2nd MBBS Examination) Held at the end of 5th term

19.1.1 Anatomy

Continuous Assessments

Composition	1st Assessment (Assessment of 1st term)	2nd Assessment (Assessment of 2nd term)	3rd Assessment (Assessment of 3rd term)	4th Assessment (Assessment of of 4th term)	5th Assessment (Assessment of 5 th term
Theory(MCQ) True/ False type SBR 90 Minutes	20 10	20 10	20 10	20 10	10*
Practical session Gross Anatomy Spots 45 seconds per spot	20	20	20	20	-
Histology Spots 45 seconds per spot	-	-	-	-	20

*At the end of the 5th Term, with the completion of the Neuroscience Course, a joint assessment with the Department of Physiology will be held. It consists of 10 MCQs in Neurophysiology and 10 MCQs in Neuroanatomy. The neuroanatomy component will occupy 30 minutes of the examination and carry 50 marks of the total marks allocated for that particular assessment.

End of course assessment - 2nd MBBS Examination - At the end of 5th Term

First attempt

Type		No (raw marks)	Time	*Proportion of marks (%)	Total marks
MCQ	T/F	30 (150 marks)	120 minutes	20	100
	SBR	10 (30 marks)			
SEQ		5 (500 marks)	180 minutes	20	
CAT (sum of all five continuous assessment marks)				25	
Spots (gross anatomy 35+histology 5)		40 (40 marks)	45 sec per spot	25	
Viva				10	

Second & subsequent attempts

Type		No (raw marks)	Time	*Proportion of marks (%)	Total marks
MCQ	T/F	30 (150 marks)	120 minutes	25	100
	SBR	10 (30 marks)			
SEQ		5 (500 marks)	180 minutes	25	
Spots (gross anatomy 35+histology 5)		40 (40 marks)	45 sec per spot	40	
Viva				10	

Pass mark for Anatomy is 50%. The candidate will have to obtain a minimum of 45% in “theory component” to pass the examination in Anatomy.

For the second and subsequent attempts, continuous assessment mark is not considered for the calculation.

A candidate will be awarded a distinction in Anatomy, if the candidate obtains an aggregate of 70% or more in Anatomy with at least 60% marks in “theory component”.

19.1.2 Biochemistry

Continuous Assessments

Term	Component	Marks	Composition	Marks	Contribution to the final mark of 2nd MBBS
1st	MCQ	100	12 MCQs	80	5
			03 single/best response questions	20	
2nd	MCQ	100	12 MRQs	80	7.5
			03 single/best response questions	20	
3rd	MCQ	100	12 MCQs	80	7.5
			03 single/best response questions	20	
4th	MCQ	75	12 MCQs	60	10
			03 single/best response questions	15	
	OSPE	25	10 OSPE	25	
Total of the assessment Marks		400		400	30

The total of 400 marks at the end of four continuous assessments will be converted to 30 marks of the 2nd MBBS examination.

End of course assessment - 2nd MBBS Examination - At the end of 5th Term

First attempt

Component	Composition	Marks
Paper I 25 marks(2 hrs and 30 mins)	40 MCQs	20
	10 single/best response questions	5
Paper II 25 marks (3 hrs)	Five structured-essay questions (Time - 3 hrs.)	25
OSPE (Objective structured practical examination)	OSPE - 20 questions	20
Continuous Assessments		30
Total		100

Second and subsequent attempts

Component	Composition	Marks
Paper I 40 marks (Time - 2 hrs and 30 mins)	40 MCQs	32
	10 single/best response Questions	08
Paper II (Time - 3 hrs)	Five structured-essay questions	40
OSPE (Objective structured practical examination)	20 questions	20
Total		100

The pass mark for Biochemistry is 50%. The candidate will, in addition, have to obtain a minimum of 45% in theory. In order to obtain a distinction a candidate must obtain a minimum aggregate mark of 70%.

19.1.3 Physiology

Continuous Assessments

These are conducted at the end of each term for the first four terms. At the end of the Neuroscience course, a joint assessment with the Department of Anatomy will be held. Each of the end-of-term (term 1 to 4) assessments and the neurophysiology component of the neuroscience assessment take the following form;

Component	Marks	Marks carried to main 2nd MBBS examination (30)
Term 1 (10 Questions (30 minutes)		
04 Multiple choice questions (true/false type)	40	
06 Best response questions	60	
Total Marks	100	2.0
Term 2 (35 questions, Duration 1 hour and 45 minutes)		
12 Multiple Choice Questions (true/false type)	24	
18 Best Response Questions	36	
05 Extended Matching Items	10	
10 Objective Structured Practical Examination (OSPE) questions (20 minutes)	30	
Total Marks	100	11.0
Term 3 (25 questions, Duration 1 hour and 15 minutes)		
08 Multiple Choice Questions (true/false type)	20.8	
12 Best Response Questions	31.2	
05 Extended Matching Items	13.0	
10 Objective Structured Practical Examination (OSPE) questions (20 minutes)	35	
Total Marks	100	9.0
Term 4 (15 questions, Duration 45 minutes)		
04 Multiple Choice Questions (true/false type)	32	
08 Best Response Questions	48	
03 Extended Matching Items	20	
Total Marks	100	3.0
Term 5 (15 questions, Duration 45 minutes, Neurophysiology)		
10 Multiple Choice Questions (true/false type)	66.7	
05 Extended Matching Items	33.3	
Total Marks for Assessment	100	3.0
Short Analytical Essay		
Essay	90	
Student Presentation	10	
Total Marks for SAE	100	2.0

At the end of each in-course assessment, the MCQ/SBR/EMI question paper and the departmental answers for each question are released to the students. A reasonable time will be given to submit written objections for the departmental answers. The final master copy for the marking will be prepared after careful assessment of the objections raised by the students.

The short analytical essay will be evaluated by an academic member of the department other than the supervisor. Critical thinking, ability to gather and analyze information from medical literature and essay construction ability will be assessed on the submitted short analytical essay. Ability to summarize gathered information, communication/presentation skills and the ability to field questions will be assessed during a group presentation of 15 minutes.

The marks of four end-of-term assessments, Neurophysiology assessment and Short Analytical Essay will make 30% of the final mark at the 2nd MBBS Examination in Physiology.

End of course assessment - 2nd MBBS Examination (Physiology subject) – At the end of 5th Term

First attempt
This will be held at the end of the 5th term. Physiology subject of the 2nd MBBS examination consists of:

	First attempt	Second and subsequent attempts
Component	**Marks (%)**	**Marks (%)**
Paper I (2 hours and 30 minutes)		
10 True / false type questions	10	15
30 Single best answer questions	15	20
05 Extended matching items	05	05
Paper II (3 hours)		
05 Structured essay questions	20	30
OSPE (40 minutes)		
20 questions	20	30
Continuous assessment marks	30	-
Total	100	100

First attempt: 50% is the pass mark for whole examination in Physiology. The student should also obtain a minimum mark of 45% (22.5 marks) in the "Theory" component (Paper I and Paper II) to pass the examination in Physiology. The students who obtain 70% or over in the total mark in Physiology and above 60 % theory component (Paper I and II) will be awarded a Distinction in Physiology.

Second & subsequent attempt: Those who are not successful in Physiology at the first attempt will have to re-sit the subject of Physiology at the next scheduled 2nd MBBS examination. The in-course assessment marks will not be included in the calculation of total marks. The allocation of marks for the second or subsequent attempts will be as in the table.

50% is the pass mark for whole examination in Physiology. The student should obtain a minimum mark of 45 % (31.5 marks) in the "Theory" component (Paper I and Paper II) to pass the examination in Physiology. Whenever a student physically sits for the Physiology examination in the 2nd MBBS examination for the first time, his/her continuous assessment marks will be taken into account for the calculation of the marks for the 2nd MBBS examination

19.2 Scheme of Examination and Allocation of Marks for Part I of the 3rd Examination for Medical Degrees (3rd MBBS - Part I Examination) Held at the end of 8th term

19.2.1 Microbiology

Continuous Assessments

CA I - At the beginning of the 7th Term of study
20 MCQs [15 MCQs (True/False type) + 5 Single Best Response type Questions (SBRQs)]
10% of the total marks will be taken for the 3rd MBBS Part 1 Examination (first attempt only)
CA II - At the beginning of the 8th Term of study
20 MCQs [15 MCQs (True/False type)+ 5 Single Best Response type Questions (SBRQs)] + 10 OSPE Questions (Objective Structured Practical Examination)
20% of the total marks will be taken for 3rd MBBS Part 1 Examination (first attempt only)

End of course assessment - 3rd MBBS Part I Examination - At the end of 8th Term

Component	Marks (%)	
	First Attempt	Second & Subsequent Attempts
Theory Paper I - MCQ (15 MCQ and 5 SBRQs) Paper II -Structured Essay Questions(SEQs) – 4 questions	 20 30	 30 40
OSPE (20 questions)	20	30
Continuous Assessment (CA I 10% &CA II 20%)	30	-
Total Marks	100	100

A candidate should have a minimum of 45% for theory (i.e. for paper I and paper II) and 50% of the total mark to pass the examination in Microbiology

A candidate will be awarded a distinction in Microbiology if he/she obtained an aggregate mark of 70% or more in Microbiology. And in addition to that, the candidate should have at least 65% marks for theory component (Paper I and Paper II)

Formative Assessment

A formative assessment on antibiotics and antibiotic stewardship is conducted at the end of 6th term via online platform using Moodle. Students are provided feedback on their performances at the end of the assessment.

19.2.2 Parasitology

Continuous Assessments Tests

CAT I- At the beginning of the 7th Term of study
OSPE – 15 stations (4% marks) / MCQ – 15 true or false type questions (4% marks)
Log Book – One Case (2% marks)
10% of the total marks will be taken for the 3rd MBBS Part 1 Examination
CAT II – At the beginning of the 8th Term of study
OSPE – 15 stations (4% marks) / MCQ – 15 true or false type questions (4% marks)
Log Book – One Case (2% marks)
10% of the total marks will be taken for the 3rd MBBS Part 1 Examination

End-of-course assessment – 3rd MBBS Part I Examination – At the end of 8th Term

First attempt

Component	Marks (%)
Theory Examination 4 structured Essay Questions (SEQ)-2hrs 20 MCQs*-1 hour [15*MCQs (True/False type) +5 Best Response Questions (BRQs)]	 30 20
Continuous Assessment Term 1 (CAT-1)	10
Continuous Assessment Term 2 (CAT-2)	10
Log Book	02
OSPE-30 mins. (15 Stations)	20
Viva voce-8 mins.	08
Total	100

Second and subsequent attempts

Component	Marks (%)
Theory Examination 4 structured Essay Questions (SEQ)-2hrs 20 MCQs*-1 hour [*MCQs (True/False type) +5 Best Response Questions (BRQs)	 40 30
Log Book	02
OSPE-30 mins.(15 Stations)	20
Viva voce-8 mins.	08
Total	100

A candidate should have a minimum of 45% for theory (i.e. for paper I and paper II) and 50% of the total mark to pass the examination in Parasitology.
A candidate will be awarded a distinction in Parasitology if he/she obtained an aggregate mark of 70% or more in Parasitology.

Scheme of Examination and Allocation of Marks for Part II of the 3rd Examination for Medical Degrees (3rd MBBS - Part II Examination) Held at the end of 11th term

19.2.3 Community Medicine

Continuous Assessments

Composition	1st Assessment (At the beginning of 7th term)	2nd Assessment (At the beginning of 8th term)
MCQs (5)	25%	25%
Structured Essay Questions (3)	75%	75%
Total	100%	100%

End of course assessment - 3rd MBBS Part II Examination - At the end of 11th Term

First attempt

Component	Marks (%)
Theory: Paper I (Structured Essay - 4 questions) Paper II (32 true/false type MCQs and 8 BRQs)	 30 20
Viva Voce	10
Continuous Assessments	10
Research Project	10
Clerkship	10
Community Attachment	10
Aggregate	100

Pass marks - 50% or more of the aggregate with minimum of 45% for theory (Paper I & II)
Distinction - 70% or more of the aggregate with minimum of 60% for theory

Second and subsequent attempts

At the second and subsequent attempts marks obtained by a candidate for Continuous Assessments, Research Project, Clerkship and Community Attachment are not taken into account and marking scheme is adjusted as follows:

Component	Marks (%)
Theory: Paper I (Structured Essay - 4 questions) Paper 11 (32 true/false type MCQs+ 8 BRQ)	 40 40
Viva Voce	20
Aggregate	100

Pass marks - 50% or more of the aggregate with minimum of 45% in theory (Paper I & II)

19.2.4 Forensic Medicine

Continuous assessment

Composition	Marks (%)
25 MCQs (06 SBR, 19 true/false type) on Clinical Forensic Medicine and Forensic Pathology components at the end of the 7th Term (1hr)	15
OSPE on Clinical Forensic Medicine, Forensic Pathology, Forensic sciences and Forensic Toxicology, 10 stations (6 mins /station) at the end of the 9th Term (1hr)	10
Clinical Forensic Medicine long case - at the end of short clinical Appointment (1hr)	05

End of course assessment - 3rd MBBS Part II Examination - At the end of 11th Term
First attempt

Component	Marks (%)
Paper I - Structured essay - Five compulsory SEQs (3 hrs)	35
Paper II - 28 True/False MCQ + 12 BRQ* (2 hrs)	15
OSPE - Examination with 10 stations(6mins/station)	10
Viva Voce (10 mins)	10
Continuous assessment	30

Second and subsequent attempts

Component	Marks (%)
Paper I - Structured essay - Five compulsory SEQs (3 hrs)	40
Paper II - 28 True/False MCQ + 12 BRQ* (2 hrs)	20
OSPE -Examination with 10 stations(6mins/station)	30
Viva Voce (10 mins)	10

**BRQ - Best Response Questions*

Minimum of 45% is required in theory (paper I and II) and an aggregate of 50% is required to pass examination. Distinction mark is 70% and above in the first attempt

19.2.5 Pathology

Continuous assessment

The content will be assessed at the Pathology exam in Third MBBS Part II Examination

Composition	1st Continuous Assessment* (At the end of 7th term)	2nd Continuous Assessment (At the end of 9th term)
Single Best Response (SBR) questions (04)	15 marks	15 marks
True /False type questions (16)	(10 from MCQs + 5 from OSPE)	(10 from MCQs + 5 from OSPE)
OSPE (10)		
Total	**15 marks**	**15 marks**

End of course assessment – 3rd MBBS Part II Examination – At the end of 11th Term

Component	Composition	1st attempt Marks (%)	2nd & subsequent attempt Marks (%)
Paper I	SEQ (05) 04 histopathology and 01 clinical pathology	30	40
Paper II	True / False type (20) SBR (05)	15	25
OSPE	OSPE (Histo 10) OSPE (Clinical path 10)	15	25
Viva voce		10	10
In-course assessment		30	-
Total		**100**	**100**

In order to pass the examination, a candidate has to obtain a minimum aggregate of 45% of the total mark of Paper I, Paper II, and a minimum of 50% of the total mark. A candidate obtaining an aggregate of 70% or above at the first attempt, is awarded a Distinction.

19.2.6 Pharmacology

Marking scheme for the part II Examination in Pharmacology

Composition	1st Assessment (At the end of 8th term)	2nd Assessment (At the end of 10th term)
Single Best Response questions (08)	15 marks	15 marks
True /False type questions (15)	35 marks	35 marks
SEQ (02)	50 marks	50 marks
Total	100 marks	100 marks

End of course assessment – 3rd MBBS Part II Examination - At the end of 11th Term

Attempt	Component	Composition	Marks (%)
1st attempt	Paper I	SEQ (03)	20
	Paper II	True / False type (20)	20
		SBR (15)	
	OSCE	OSCE (10)	10
	Self-Centered Activities		10
	In-course assessments		40
2nd and subsequent attempts	Paper I	SEQ (03)	45
	Paper II	True / False type (20)	40
		SBR (15)	
	OSCE	OSCE (10)	15

In order to pass the examination, a candidate has to obtain a minimum aggregate of 45% of the total mark of Paper I, Paper II, and a minimum of 50% of the total mark. A candidate obtaining an aggregate of 70% or above at the first attempt, is awarded a Distinction.

19.3 Scheme of Examination and Allocation of Marks for Final Examination for Medical Degrees (Final MBBS Examination) Held at the end of 14th term

19.3.1 Medicine

Continuous assessments

Assessment during the professorial appointment		
1. *Mini-CEX* (mini clinical evaluation exercise) 3rd week	2.5 marks	10
2. Portfolio Viva 7th week	2.5 marks	
3. Clinical case presentation and discussion	2.5 marks	
4. Shadow house officer	2.5 marks	

End of Appointment OSCE
This accounts for 10 marks out of hundred in the final MBBS examination.

Station	Station	No. of Questions	Duration	Marks allocation
1	Communication skill	1	10 minutes	2.5 marks
2	History taking	1	10 minutes	2.5 marks
3	OSPE	4	10 minutes	2.0 marks
4	Data interpretation ECG Radiological imaging charts Hematological investigations Diagnosis card Small videos	6	24 minutes	3.0 marks

End of course assessment - Final MBBS Examination- At the end of 14th Term

First Attempt

Component	Marks (%)
Theory: Paper I - Structured essay 3 hrs	20
Theory: Paper II – 20 MTF/MCQ + 30 SBR 2 hrs SBR	20
Clinical: Long Case 40 minutes with patient + 20 minutes with Examiner	20
Short Cases × 04 [Cardiovascular, Respiratory, Nervous system, abdomen] For each case 5 minutes with the patient, 2.5 minutes with the examiner	20
In-course assessment End of appointment assessment }	20
Total	100

Second and subsequent attempts

Component	Marks (%)
Theory: Paper I - Structured essay 3 hrs	25
Theory: Paper II - SBR - MCQ	25
Clinical: Long Case	25
Short Cases	25
In-course assessment	0
End of appointment assessment	0
Total	100

Pass mark in Medicine is 50%. In addition, a candidate has to obtain a minimum of 45% in theory and a minimum of 50% in the clinical component to pass. A candidate obtaining an aggregate of 70% or more in the first attempt is awarded a distinction.

19.3.2 Obstetrics & Gynaecology

Continuous assessments

Component	Time	No. of Questions	Marks Allocated
Portfolio viva	At the end of the OG2 appointment	Portfolio based	Formative
Start OSCE	At the beginning of the professorial Appointment	05	Formative
End OSCE	At the end of the professorial Appointment	10	20
Total			20

End of the academic programm - Final MBBS Examination –At the end of 14th Term
First Attempt

Component	Marks
Theory paper I (1 Long Essay+ 4 SEQ) 2 hrs.	20
Theory paper II (20 MTF / MCQ + 30 SBA) 2 hrs.	20
Obst. Case 20 mins. with patient, 20 mins. with examiners	20
Gynae case 20 mins. with patient, 20 mins. with examiners	20
OSCE (Continuous assessment)	20
Total	100

Second and subsequent attempts

Component	Marks
Theory paper I (1 Essay+ 4 SEQ) 2 hrs.	25
Theory paper II (20 MTF / MCQ + 30 SBA) 2 hrs.	25
Obst. Case 20 mins. with patient, 20 mins. with examiners	25
Gynae case 20 mins. with patient, 20 mins. with examiners	25
Total	100

Pass mark in Obstetrics & Gynaecology is 50%.
In addition, a candidate has to obtain a minimum of 45% in theory and a minimum of 50% in the clinical component to pass.
A candidate obtaining an aggregate of 70% or more in the first attempt is awarded a distinction.

19.3.3 Paediatrics

Continuous assessment

Component	Composition	Marks
MCQs	10 SBR + 10 T/F	05
OSCE	10	05
Clinical Examination - Long case	One	05
Clinical examination - Short case	One	05
Total		20

Evaluation of the training will be done in order to assess the success in achieving objectives given in the departmental web site. Evaluation is by 1) in-course assessments 2) End of course assessments.

End of course assessment - Final MBBS Examination - At the end of 14th Term

First attempt

Component	Marks (%)
In-course assessment	
Clinical	10
MCQ	05
OSCE	05
Final MBBS examination (End of course)	
Theory	
Essay	20
MCQ	20
Clinical	
Long case	20
Short cases	20
Total	100

Second and subsequent attempts

Component	Marks (%)
In-course assessment	0
End of course	
Theory	
Essay	25
MCQ	25
Clinical	
Long case	25
Short cases	25
Total	100

The overall pass mark in Paediatrics is 50%. In addition the candidate has to obtain a minimum of 45% mark in theory and a minimum of 50% in the clinical component to qualify for a pass. Any candidate obtaining an aggregate of 70% or above at the first attempt, is awarded a Distinction.

19.3.4 Psychiatry

Continuous assessment

Component	Composition	Marks
OSCE	Four non patient OSCE stations	50
In-course assessment	Portfolio based	50
Total		100

End of course assessment - Final MBBS Examination -At the end of 14th Term

First attempt

Component	Marks (%)
Theory	
Common MCQ 30 True/false type+ 20 SBA type questions 2 hours	25
SEQ 6 questions 3 hours	25
Clinical	
Continuous assessment	10
Long case (30 minutes with patient + 15 minutes with examiners)	25
MOCE	15
Total	100

Second and subsequent attempts

Component	Marks (%)
Theory	
Common MCQ 30 True/false type+ 20 SBA type questions 2 hours	25
SEQ 6 questions 3 hours	25
Clinical	
Long case (30 minutes with patient+ 15 minutes with examiners)	25
MOCE	15
Total The total mark out of 90 will be converted to a mark out of 100	90

Pass mark in Psychiatry is 50%. In addition, a candidate has to obtain a minimum of 45% in theory and a minimum of 50% in clinical (long case +MOCE) to pass the examination.The continuous assessment marks shall not be included in the common merit list. A candidate obtaining an aggregate of 70% or more in the first attempt will be awarded a Distinction.

19.3.5 Surgery

Continuous assessment

Component	Marks
OSCE – General Surgery	8
Anaesthesiology	2
Viva voce – General Surgery	5
Anaesthesiology	5
Total marks for CA (Final year exam)	20

End of course assessment - Final MBBS Examination -At the end of 14th Term Theory

Consist of two papers, essay (5 questions- 3 hours) and MCQ (50 questions - 20 MCQs and 30 SBRs- 2 hours). A minimum of 45% should be obtained in this section.

Clinical

Consist of one long and several short cases. Minimum 50% should be obtained in this section.

Allocation of marks

Component	First Attempt	2nd and Subsequent Attempts
Continuous assessment	20%	Nil
Final MBBS Examination		
Theory	40%	50%
Clinical	40%	50%
Total	100%	100%

Over all pass mark in Surgery is 50%. In addition, candidate has to obtain a minimum of 45% in theory and a minimum of 50% in the clinical component to pass. A candidate obtaining an aggregate of 70% or more in the first attempt will be awarded a distinction.

19.4 By-Laws and Regulations Related to Examinations Bachelor of Medicine and Bachelor of Surgery Degree, University of Ruhuna

19.4.1 Examination By-Laws

By-Laws made by the Council of the University of Ruhuna on 10th October 2024 under SECTION 135 of the Universities Act No. 16 of 1978, and amendments thereof.

By-law

This By-law is the revised Bachelor of Medicine and Bachelor of Surgery Degree By-law No.03 of 1984, which may be cited as Bachelor of Medicine and Bachelor of Surgery (MBBS) Degree By-law No 20-2024 and shall come into effect from 01.01.2024.

1.0. General Requirements for Award of the Degree

1.1. The Degree of Bachelor of Medicine and Bachelor of Surgery shall be awarded by the University of Ruhuna to a student who

a) has been duly admitted as an internal student of the University, and
b) has been duly registered as a student of the University for a period not less than 5 years, and
c) has completed the courses of study to the satisfaction of the Senate as prescribed by these By-laws and Rules and Regulations made thereunder, and
d) has passed all examinations for Medical Degrees as prescribed by this By-law and Rules and Regulations made thereunder, and
e) has paid such fees or other dues as may be prescribed by the University, and
f) has fulfilled all the above requirements within ten (10) academic years from the date of enrolment for the academic programme of the University, provided that it shall be within the power of the Senate to declare for some specified reason(s) that a student is eligible for the award of the Degree on a subsequent occasion, and
g) has satisfied the Board of Examiners and the University Senate as to the suitability of the candidate for the award, and
h) has no on-going disciplinary inquiry conducted by the University, and
i) has no on-going inquiry conducted by the University on examination offences.
j) A student shall achieve the level 5 competency in reading and writing at English Proficiency Examination conducted by the Faculty of Medicine, University of Ruhuna, to be eligible to start the professorial appointments. Any student not achieving the above competency level at one attempt or more shall not be permitted to graduate. A student may claim exemption from the above examination subject to approval from the

Senate on the recommendation of the Faculty Board that above competency has been demonstrated at a similar examination to test English language competency.

1.2. The Degree shall be conferred on candidates qualified as in section 1.1, as prescribed by the Rules and Regulations made by the Senate. The abbreviation of the name of the Degree shall be MBBS.

2.0. Programme of Study

The Faculty of Medicine offers study courses leading to the Bachelor of Medicine and Bachelor of Surgery degree. Instructions in all subjects take the form of lectures,

tutorials, practical, clinical and ward classes. The medium of instruction is English.

The phase 1 is of five terms and at the end of which students sit the 2nd MBBS Examination in Anatomy, Biochemistry and Physiology.

Before the release of the results of the 2nd MBBS examination, the student may be allowed to follow the initial introductory component of the clinical programme but he or she shall be allowed to proceed further, only after completion of the 2nd MBBS examination.

Students shall start clinical training, which continues through the phase 2 and 3 after they have passed the 2nd MBBS examination

A student shall complete his Final Examination within 10 years from the starting date of the MBBS course as a student of the Faculty of Medicine. All periods of exemption granted by the Senate being excluded when computing this ten (10) years after starting date of the MBBS course as a student of the Faculty of Medicine.

3.0. Registration for the Degree programme/courses

Students admitted to the faculty shall register as full-time. The students shall pay any fees prescribed by the University at the beginning of each academic year and maintain registration during the period of study. Students should register for all examinations, but they should pay only for 2nd and subsequent attempts of examinations.

4.0. Eligibility to sit for examinations and criteria for evaluation

4.1. General criteria

4.1.1. The courses of study and syllabuses for the Examinations leading to the Degree of Bachelor of Medicine and Bachelor of Surgery and the number of papers, oral examinations and other forms of evaluation in each subject, examination criteria and schemes of award of Honours shall be prescribed by the Regulations made by the Senate.

4.1.2. The examinations prescribed by these By-laws and the Regulations thereunder shall be conducted by a duly appointed Board of Examiners in accordance with this By-law.

4.1.3. For the Degree of Bachelor of Medicine and Bachelor of Surgery, there shall be three Examinations as stated in these By-laws and the Regulations, the 2nd Examination for Medical Degrees, 3rd Examination for Medical Degrees, and the Final Examination for Medical Degrees, respectively.

4.1.4. The examination immediately following the completion of the course shall be deemed to be the first due or scheduled attempt. The candidate should sit for all prescribed subjects in the first scheduled attempt.

4.1.5. A candidate shall be deemed to have sat the first scheduled examination, irrespective of whether it has been actually attempted or not, unless a valid excuse has been submitted and accepted by the Senate. This attempt shall be considered the candidate's first attempt at the examination.

4.1.6. If the reason for an excuse requested by a student has been accepted by the Senate on the recommendation of the Faculty Board, the examination immediately following on the expiry of the period of postponement approved by the senate shall be the candidate's first attempt.

4.1.7. In the absence of an accepted excuse, failure to sit any due or scheduled examination shall be considered as an unsuccessful attempt at the

examination and all following attempts for the above examination shall be considered as repeat attempts.

4.2. Second Examination for Medical Degrees (2nd MBBS)

4.2.1. The 2nd MBBS examination consists of examinations in Anatomy, Biochemistry and Physiology. A candidate for the Examination shall have followed to the satisfaction of the Senate the prescribed course of study in each of these three subjects offered during the first 5 terms.

4.2.2. The examination shall be held at the end of the 5th term, and a repeat examination shall be held not less than 6 weeks after the publication of the results of the previous examination.

4.2.3. A candidate shall be deemed to have passed the 2nd MBBS examination at the first attempt if he/she has, at the same examination, satisfied the Board of Examiners in each of the three subjects, Anatomy, Biochemistry and Physiology. Provided that a candidate may be referred in one or two of the three subjects at the 2nd MBBS examination, and shall be deemed to have passed the Examination when he/she has passed the referred subject or subjects.

4.2.4. A candidate shall be given maximum of four attempts for the 2nd MBBS examination.

4.2.5. A repeat candidate should sit for all referred subjects together in subsequent sittings.

4.3. Third Examination for Medical Degrees (3rd MBBS)

4.3.1. A student shall not be competent to follow the subjects offered for the 3rd MBBS Examination unless and until he/she has passed the 2nd MBBS examination.

4.3.2. A candidate for the 3rd MBBS examination shall have

a. passed the 2nd MBBS examination

b. completed to the satisfaction of the Senate the prescribed courses of study in each of the subjects specified for the 3rd MBBS Examination.

4.3.3. The 3rd MBBS examination shall be in two parts, as follows:

a. Part I - Microbiology and Parasitology

b. Part II - Community Medicine, Forensic Medicine, Pathology and Pharmacology

4.3.4. The subjects offered for Part I of the Examination shall be of 3 terms duration from the 6th to 8th term. The Examination shall be held at the end of the 8th term and a repeat examination shall be held not less than 6 weeks after the publication of the results of the previous examination.

4.3.5. The subjects offered for Part II of the 3rd MBBS examination shall be of 6 terms' duration from the 6th to the 11th term. The Examination shall be held at the end of the 11th term and a repeat examination shall be held not less than 6 weeks after the publication of the results of the previous examination.

4.3.6. The Examination immediately following the completion of the subjects for each Part of the 3rd MBBS examination shall be deemed the first due or scheduled attempt. The candidate should sit for all subjects of the part of the Third Examination for Medical Degrees in the first scheduled attempt.

4.4. Final Examination for Medical Degrees (Final MBBS)

4.4.1. The subjects offered for the Final MBBS examination shall be of 9 terms' duration, from the 6th to the 14th term, and a student shall not be competent to follow the subjects unless and until he/she has passed the 2nd MBBS examination.

4.4.2. The Final MBBS examination shall be on the subjects, Medicine, Obstetrics & Gynaecology, Paediatrics, Psychiatry and Surgery.

4.4.3. A candidate for the Final MBBS examination shall have

a. been registered as a medical student for a period not less than 5 years

b. completed 9 academic terms after passing the Second Examination for Medical Degrees, and

c. passed the 3rd MBBS examination, and

d. completed to the satisfaction of the Senate the prescribed subjects, Medicine, Obstetrics & Gynaecology, Paediatrics, Psychiatry, Surgery and Personal & Professional Development Stream.

4.4.4. The Final MBBS examination immediately following the completion of the above qualifications shall be deemed the first due or scheduled attempt.

4.4.5. A candidate shall be deemed to have passed the Final MBBS examination if he/she has, at the same examination, satisfied the Board of Examiners in each of the subjects prescribed, provided he/she has passed the 2nd MBBS and 3rd MBBS Examinations.

4.4.6. A student shall complete his/her Final MBBS examination within 10 years from the starting date of the MBBS course as a student of the Faculty of Medicine. The periods of exemptions granted by the Senate will be excluded when computing this 10-year period.

5.0. Allocation of Grades

Criteria for passing, eligible for honours and distinction are described under rules and regulations

A candidate shall not be eligible for honours and distinctions unless he/she has taken each Part of the Examination on the earliest occasion on which he/she is qualified to do so.

Some specified reason, which is approved by the senate, he/she is eligible for Honours at a subsequent occasion.

6.0. Effective date of the MBBS degree

6.1. The effective date of the MBBS degree is the day after the final date of the final MBBS examination period of a student who sits and completes the degree.

6.2. In case a student has an on-going inquiry for an examination conducted against him/her by the University, results of the relevant examination/s shall not be released until the inquiry is completed. In such situations, the effective date of the degree shall be determined by the Senate.

7.0. Revision of By-law/ Rules and Regulations

7.1. Rules and Regulations under this By-law may be revised/amended by the Senate as and when necessary.

7.2. All other common Rules and Regulations applicable to Universities in Sri Lanka and to the University of Ruhuna are also applicable to students registered for this degree programme.

8.0. Interpretations

8.1. Any question regarding the interpretation of this by-law shall be referred to the Council whose decisions thereon shall be final and conclusive.

19.4.2 Regulations Made under By-law 20 - 2024 of the Degree of Bachelor of Medicine and Bachelor of Surgery, Faculty of Medicine, University of Ruhuna

These Regulations may be cited as the Bachelor of Medicine and Bachelor of Surgery Regulations No. 01.20-2024 for the Degree of the Bachelor of Medicine and Bachelor of Surgery and shall come into effect on 01.01.2024.

1. Registration for the degree programme

1.1. Students admitted to the faculty shall register as full-time students. A student shall pay any fees prescribed by the University and maintain registration during the period of study.

1.2. A student admitted to the MBBS Programme shall not be permitted concurrent registration to any other fulltime course of study.

2. Course Structure and Academic Load

2.1. The Degree of the Bachelor of Medicine and Bachelor of Surgery shall be a full-time course, organized over duration of five academic years.

2.2. The official academic calendar of dates approved by the Senate on the recommendation of the Faculty Board is announced prior to the commencement of each academic year. An academic year consists of three terms. Total duration of study is five years which is divided in to three phases.

2.3. The normal academic load of a student in the whole course is 196 credits.

3. Course Structure and Academic Load, Credit values of all subjects, phases and terms are shown in table below.

Subject and Phase	Credit value	Term
PHASE I		
Anatomy	20	1-5
Physiology	11	1-5
Biochemistry	9	1-5
PHASE II		
Parasitology	5	6-8
Microbiology	7	6-8
Pathology	11	6-11
Forensic Medicine	8	6-11
Pharmacology	9	6-11
Community Medicine	22	6-11
PHASE III		
Medicine	23	6-14
Surgery	23	6-14
Paediatrics	15	6-14
Gynaecology and Obstetrics	16	6-14
Psychiatry	9	6-14
Anesthesiology	2	6-14
Personal and Professional Development Stream (PPD)	6	1-14

3.1. All subjects are compulsory and the students shall pass all subjects and the Personal & Professional Development (PPD) Stream.

3.2. All clinical appointments shall be completed before a student becomes eligible to take up the Final MBBS examination.

3.3. In addition to that, students shall obtain a minimum prescribed requirement in UTEL (The University Test of English).

Students should achieve proficiency level 5 at the UTEL examination, and it must be attained before starting the professorial appointments.

4. Attendance requirements

Attendance of 80% is required for defined components of the course to become eligible to take up the main examination of particular subjects.

When completing phase I examination (2nd MBBS), a candidate with a minimum of 65% attendance for a particular defined component will become eligible to take up the main examination only with special consent obtained from the senate following the recommendation of the Faculty of Medicine.

If a candidate has failed to sit for an in-course assessment examination with a valid excuse which has been accepted by the senate, that particular component of assessment marks shall be excluded from the final calculation of marks for the 2nd MBBS examination. In such cases, total marks earned by the student and the total marks applicable for the components of the in- course assessment examinations for which he/she sat will be taken for the calculation. This relief is applicable only up to 25.0% of the total marks available for in-course examinations. If the student has exceeded this limit, calculation will be done using the earned marks and total allocated marks for in-course assessments (excluding the senate accepted reasons up to a maximum of 25.0% of total marks).

If a student is unable to take the final examination at the first scheduled attempt due to him/her being repeated in a clinical appointment on the account of unsatisfactory work, he/she may be allowed to sit the repeat examination held immediately following the first scheduled attempt, and will be eligible to obtain honours based on the results of that examination.

5. Evaluation and Grading

The performance of a student in each subject is evaluated by continuous assessments and the main examinations held at the end of the study program of the particular subject. Main examinations are followed by repeat examinations.

In phase 1 In-course assessment will be held at the end of each term assessing the subject content covered during the respective term.

In phase 2 In-course assessments will be held at the end or the beginning of the term assessing the subject content covered during the respective term/s.

A candidate who obtains a minimum of 45.0% marks in theory and an overall average of 50.0% marks in a subject shall be deemed to have passed that subject. In final MBBS Examination, a candidate should obtain a minimum of 50.0% marks for the clinical component of each subject to pass that subject.

In-course assessment marks of a subject will be considered only in the first attempt whenever a student first physically sits for any of the main examinations of the MBBS course. Marks assigned to the in-course assessments will be distributed among all other relevant components of the respective subject in second and subsequent attempts.

A candidate who obtains an overall average of 70.0% marks in a subject shall be deemed to have obtained a distinction in that subject provided that he/she is sitting

that examination for the first time and that he/she passes the whole examination. As an additional condition in Anatomy, Physiology and Community Medicine, the candidates should have at least 60.0 % marks for the theory component (MCQ, Essay and or SEQ) and in Microbiology, the candidates should have at least 65.0% marks for the theory component (MCQ and SEQ).

Eligibility Criteria for Class/ Honours in 2nd MBBS & 3rd MBBS

A student shall be deemed to be eligible for the award of a Class in 2nd MBBS & 3rd MBBS on satisfying the following requirements.

First Class (Honours)

who obtained an overall average mark of 70.0% or above at that examination in the first scheduled attempt

Second Class Upper Division (Honours)

who obtained an overall average mark of 65.0% to 69.9% at that examination in the first scheduled attempt

Second Class Lower Division (Honours)

who obtained an overall average mark of 60.0% to 64.9% at that examination in the first scheduled attempt

Both 3rd MBBS part 1 and 3rd MBBS part 2 examinations are considered as one examination when offering honours and a candidate will be eligible for Honours only if he/she passes both Part I and Part II in the first scheduled attempt.

Eligibility Criteria for Class/ Honours in Final MBBS

A student shall be deemed to be eligible for the award of a Class in the final MBBS examination on satisfying the following requirements.

First Class (Honours)

(a) who obtained an overall average mark of 70.0% or above at the Final MBBS in the first scheduled attempt

or

(b) who obtained an average mark between 69.0% and 69.9% at the Final MBBS Examination at the first scheduled attempt, and

(i). has obtained First Class Honours in both the Second and Third MBBS Examination, and,

(ii). has a cumulative average mark of 70.0% or above at the 2nd, 3rd and Final MBBS examinations.

Second Class Upper Division (Honours)

(a) who obtained an overall average mark of 65.0% to 69.9% at that examination in the first scheduled attempt

or

who obtained an average of between 64.0% and 64.9% at the Final MBBS Examination at the first scheduled attempt, and, (i). has obtained Second Class Upper or First Class Honours in both the Second and Third MBBS Examination, and

(ii). has a cumulative average mark of 65.0% or above at the 2nd, 3rd and Final MBBS examinations.

Second Class Lower Division (Honours)

who obtained an overall average mark of 60.0% to 64.9% at that examination in the first scheduled attempt

or

who obtained an average of 58.0% to 59.9% marks at the Final MBBS Examination at the first scheduled attempt, and, (i). has obtained Honours in both Second and Third MBBS Examinations, and

(ii). has a cumulative average mark of 60.0% or above at the 2nd, 3rd and Final MBBS Examinations.

6. Effective date of the Degree

6.1. The effective date of the MBBS degree is the day following the final date of the final MBBS examination.

6.2. In case a student has an ongoing inquiry for an examination offence conducted against him by the University, results of the relevant examination/s shall not be released until the inquiry is completed. In such situations, the effective date of the degree shall be determined by the Senate or the Council of the University of Ruhuna.

7. **Revision of Regulations**

7.1. Regulations may be revised/amended by the Senate or the Council as and when necessary.

7.2. All other common Regulations applicable to Universities in Sri Lanka and to the University of Ruhuna in particular are also applicable to students registered for this degree programme.

7.3. In case of any ambiguity in these rules and regulations, the interpretation of the Faculty Board endorsed by the Senate and the Council shall be final.

General Conditions

This By-law and Regulations will be effective from the batch of students who admitted to the academic year 2023/2024. (47th Batch)

Provision for re-scrutinization of marks and grades of undergraduates

Students are entitled to request for rescrutinization of marks and grades for undergraduate examinations as stated in the UGC circular 978 issued in 2012 (Further details are available in the Dean's office, Website of the Faculty of Medicine and the UGC

19.4.3. Examination Offences

The followin gare deemed Examination Offences.

i. Possession of unauthorized documents or removal of examination stationery.
ii. Possession of telecommunication or transmitting devises.
iii. Plagiarism from internet or any other sources
iv. Disorderly conduct
v. Copying (even detected while marking the answer scripts)
vi. Obtaining or attempting to obtain improper assistance or cheating or attempting to cheat.
vii. Impersonation
viii. Aiding and abetting the commission of any of these offences.
ix. Violation of any of the requirements or conditions stipulated in Chapter 8 from 8.6 -

Manual of Procedures for Conduct of Examination, University of Ruhuna is available at the Faculty Website

CHAPTER 20

Gold Medals and Awards

The candidate should pass the relevant examination at the first scheduled attempt for that particular batch to be eligible for Gold Medals and Awards

20.1 Gold Medals

- L.A.D. Sirisena Memorial Gold Medal

  The graduate who passed the Part II of the Third Examination for the Degree of Bachelor of Medicine and Bachelor of Surgery obtaining a Distinction in Community Medicine and the highest marks for the same subject.

- Wijayawardhana Gold Medal

  The graduate who passed the Final Examination for the Degree of Bachelor of Medicine and Bachelor of Surgery obtaining a Distinction in Medicine and the highest marks for the same subject.

- Dr. P. R. Anthonis Memorial Gold Medal

  The graduate who passed the Final Examination for the Degree of Bachelor of Medicine and Bachelor of Surgery with Honours obtaining a Distinction in Surgery and the highest marks for the same subject.

- Mr. & Mrs. C.R. De Silva Memorial Gold Medal

  The graduate who passed the Final Examination for the Degree of Bachelor of Medicine and Bachelor of Surgery with First or Second Class (Upper Division) Honours, obtaining a Distinction in Pediatrics and the highest marks for the same subject.

- Caroline Mohotti Memorial Gold Medal

  The graduate who obtained the highest aggregate marks at the Final Examination for the Degree of Bachelor of Medicine and Bachelor of Surgery.

- Cristie Dias Perera Memorial Gold Medal

  The graduate who passed the Part II of the Third Examination for the Degree of Bachelor of Medicine and Bachelor of Surgery obtaining a Distinction in Pathology and the highest marks for the same subject.

- Prof. Neil Fonseka Memorial Gold Medal

  The graduate who passed the Part II of the third examination of the Degree of Bachelor of Medicine and Bachelor of Surgery obtaining the highest marks for Pharmacology in the first attempt.

- Neliya Mendis Memorial Gold Medal

  The graduate who passed the Second Examination for the Degree of Bachelor of Medicine and Bachelor of Surgery with a First or Second Class Upper Division (Honours) obtaining a Distinction in Physiology and the highest marks for the same subject

- Dr. Stella De Silva Memorial Gold Medal

  The graduate who obtained the highest marks in clinical component of the Paediatrics with overall performance of Second Class Upper Division or above in the first attempt of the final Examination for the Degree of Medicine and Degree of Surgery.

- Miss Sadha Perera Memorial Gold Medal

  The graduate who passed the Final Examination for the Degrees of Bachelor of Medicine and Bachelor of Surgery with Honours obtaining a Distinction in Obstetrics & Gynaecology and the highest marks for the same subject .

- Dr. D. V. J. Harischandra Memorial Gold Medal

  The graduate who passed the Final Examination for the Degree of Bachelor of Medicine and Bachelor of Surgery at the first attempt obtaining a Distinction in Psychiatry and the highest marks for the same subject .

- Mallika De Mel Memorial Gold Medal

  The graduate who obtained the Degree of Bachelor of the Medicine and Bachelor of Surgery with a First Class and the highest overall aggregate marks.

- Bank of Ceylon Gold Medal

  The graduate who completed the Degree of Bachelor of Medicine and Bachelor of Surgery on first attempt with a first class honours and obtained highest aggregate marks from the clinical / practical component under the final MBBS examination.

20.2 Awards

- **Professor Senaka Bibile Commemoration award**

  This award is awarded to the student with the highest aggregate in Pharmacology in the first attempt. It comprises of a cash award of Rs. 5000.00 per months for a period of 12 months.

- **Vice Chancellor's Awards and Deans Awards for undergraduates**

  University has recently introduced the Vice Chancellor's Awards and Deans Awards for undergraduates. Applications will be called from undergraduates every year. Guidelines for applicants will be available in the Dean's office. Academic performance as well as achievements in sports and other extracurricular & co- curricular activities will be considered when selecting candidates for these awards.

CHAPTER 21

Learning Resources

21.1 Lecture Halls

There are four lecture halls with seating capacity ranging from 160 to 325. All the lecture halls are fitted with multimedia projectors.

Classrooms for small group discussions and tutorials are found in many departments. They are of moderate size with capacity to accommodate up to 30 to 50 students. All classrooms are provided with whiteboards and overhead projectors. Ample space is available in different locations for self-learning and resting. Many laboratories are available for student teachin g and research.

21.2 Museum

Museum in Department of Pathology – That provides a comprehensive collection of over 200 Pathology self-learning material ranging from macroscopic specimens of various diseases, photomicrographs, description cards, learning material in haematology. It is open from 8.00 a.m to 4.00 p.m during all the working days for any student to do self-learning activities. In addition, Department of Pathology is in the process of developing virtual museum for self-learning facilities.

21.3 The Library

The Library is housed on the first and second floors of the Administration Building of the faculty of Medicine. It has a floor area of 1200 square meters and a seating capacity for 300, with sections for Lending, Reference, Binding and Cataloging and Room for discussion. In addition to students and staff, the library caters to medical officers and postgraduate trainees attached to (NHG & German - Sri Lanka Friendship Hospital for Women) and extended faculty staff. Other facilities such as proving digitized past examinations papers, research support and Information Literacy skills programs are also available.

The library contains approximately 25,000 books in the two sections of reference and lending. The majority of textbooks are in multiple copies. The Computer Aided Learning Center (CALC) which is adjoining to the library is equipped with 84 computers and all of these computers are networked.

21.3.1 Library hours

Weekdays	8.00 a.m.- 7.00 p.m.
Saturdays	8.30 a.m.- 6.00 p.m.
Sundays	8.30 a.m.- 6.00 p.m.
Public holidays	Closed

21.3.2 Borrowing of books by students

Registrations

Students who wish to use the library are required to register themselves at the library. In order to borrow books from the library, students have to produce the student identity card issued by the University of Ruhuna.

Period of Loan

The books are divided into four categories.

1. Permanent Reference	These books are labeled with a red R on the spine of the book and are not permitted to be borrowed from the library.
2. Staff Permanent Reference	These books are labeled with a red S and red R on the spine of the book. These books can be borrowed by the academic staff members of the Faculty only.
3. Overnight Reference	These books are labeled with a blue R on its spine.
4. Lending books	All other books that do not come under any of the above categories are available for readers to borrow on loan basis for one week. They can be renewed using the computerized library service

21.3.3 Library Catalogue

An Online Public Access Catalogue (OPAC) is a computerized online database of all the resources held in the library. Users can use OPAC to search library materials available in the library. It can be accessed from URL: http://opac.lib.ruh.ac.lk .OPAC provides facilities to search library materials using keywords, title, author, subject, ISBN, series and call number

21.3.4 Issue of books to students

Student can borrow one lending book and one overnight reference book. Lending books may be borrowed and returned during the normal library hours. The books borrowed must be returned on or before completion of one week from the date of borrowing. If a student wishes to keep the book for a longer period, he or she can log on to the library OPAC (URL: http://opac.lib.ruh.ac.lk) and extend the period on-line. Students must obtain their password from the library for this purpose.

Overnight reference books may be borrowed two hours before the closing of the library. They must be returned not later than 1.00 p.m. on the following library opening day. Book must be handed over at the library counter together with the Student Identity Card for identification purpose and for the bar code. Student can log on to the webpage and check the status (e.g. return date etc).

21.3.5 Issuing of books and periodicals to the staff of the faculty

Books are issued according to the category of staff and type of materials.

Category of the staff	Type & duration of library loan
Permanent academic staff	Five books for one month
Registrars Assistant Lecturers Demonstrators Scientific assistants	Two books for one month
Head of a Department	10 books for one year as Departmental issues
PGIM Trainees, Medical officers, Hospital Consultants, Visiting Lecturers Elective students	Reference facility only

21.3.6 Fines

Fines for overdue lending books

A fine of Rs. 5/= is charged per day for a book returned after the due date. Only library working days will be considered.

Fines for overdue overnight reference books

A fine of Rs. 2/= is charged per hour for a book returned after the due time. Only library working hours will be considered.

Damage to and loss of library books

No books or other material in the library may be marked by the users. Borrowers will be held responsible for the condition of books returned by them. They should, therefore, inform the damages, if any, at the time of borrowing. In the absence of such a report, the book issued will be considered an undamaged copy. If a book is damaged or lost, the borrower should replace it or will be liable to pay twice the current value of the book and Rs.5/= as department charges and binding charge if the lost or damaged book is already bound by the library.

21.3.7 Library discipline

- Silence should be observed in all sections of the library
- Smoking and consumption of food or drink are forbidden in the library
- Brief or attached-cases, files, umbrellas, raincoats etc. should be left at the entrance and not brought into the library
- Ink bottles are not allowed to be taken in to the library
- Students are particularly requested to conduct themselves with decorum and consideration for others, and refrain from any action that could embarrass or disturb other users of the library eg: placing feet on the tables and arms of chairs etc.
- Readers must always carry their identification cards or record books and produce them for inspection, if requested by the library staff. Library facilities may be refused to readers who do not comply with these rules.
- Students should not bring their own textbooks into the library.
- Users are required to use the Discussion Room for group study and discussions only.
- The librarian will report to the Dean about students whose conduct in the library is disorderly, and pending the Dean's decision, such t students will be excluded from further use of the library. Any other information regarding the library may be obtained from the library staff.





21.4 English Language Learning Program - Faculty of Medicine, Ruhuna

Academic staff

Professor. U.C.P. Perera, CELTA[1], Faculty Coordinator-English
Dr. S.A.C. Senadheera, CELTA
Dr. A.J.P.M. Jayawardena, CELTA
Professor I. Ilayperuma, CELTA

21.4.1 Dept. of English Language Teaching, Faculty of Humanities & Social Sciences

Dr. S.G.S. Samaraweera
Mr. K.S.G.S. Nishantha

The English Language Learning Program of the Ruhuna Faculty of Medicine is designed with the objective of assisting medical students to improve their English proficiency in order to follow the undergraduate degree program in Medicine effectively. It is conducted in a form of an Intensive English Course (IEC) for new Ruhuna medical entrants each year soon after their admission to the faculty. This has been the practice since 2006. Currently it is conducted as a part of the Foundation module. The IEC is also known as English for Medical Practice- I (EMP-1) as it is the first organised step in the faculty to orientate students in medical English.

21.4.2 Duration of the course

The course duration varies from 2 weeks to 2 months. It is dependent on the time allocation for the foundation module and the period of entry of a new batch. However, the average time period of the Intensive English Course during past few years was 3-4 weeks.

[1] Certificate in Teaching English to Speakers of Other Languages University of Cambridge ESOL conducted by The British Council Sri Lanka

21.4.3 Contents of the course

The Intensive English Course is comprised of 5 components.

1. Reading
2. Writing
3. Grammar
4. Speaking
5. Listening

All components are given equal weightage when lessons are planned and grammar lessons are conducted as a separate component to further improve the writing skills of students. All lessons are pre-planned with the intention of orientating students to a medical environment. The duration of single session of learning is one hour.

The learning strategy adopted for IEC is the small group discussion. The whole batch is divided into 8-10 groups following an Aptitude test which is usually conducted at the Day 01 of the admission. The objective of conducting the Aptitude test is to obtain an understanding about the current knowledge level of English of all the students. The students are given no exemptions and all students are mixed into groups on a basis that each group comprises of better and week students. The intention of such a plan is to provide more learning opportunities to students through peer involvement.

The course is conducted continuously on week days from 8am to 12 noon during the prescribed period. The required attendance of students is maintained at 100%.

Printed learning materials are used extensively to teach all 5 components. Listening activities are conducted by using audio and video clips supplemented by writing activities. Student debates and Speaking tests are conducted during the latter part of the course to improve the speaking skills of students.

The concept of a drama contest was introduced as a part of the IEC in 2013 and was successfully continued up to now. The students have shown keen interest in writing drama scripts, preparing their own costumes and performing different characters in this contest and it has become a great cohesive exercise.

The first ever residential English camp for Ruhuna medical students was held in 2014 for the 36th batch of students with funds received from HETC project.

In 2021, the IEC was held as an online course for the first time due to Covid-19 impact. The classes were conducted via the zoom platform and the faculty LMS was used to share the lesson material for students.

21.4.4 Further assistance in English

An ongoing English learning program is designed for students who require further assistance after completing the Intensive English Course. This optional program is conducted once a week mainly by the internal staff of the Faculty of Medicine. It is also designated as English for Medical Practice (EMP)-11 as this program is aimed at providing a wider platform to enhance the proficiency in medical English.

21.4.5 Assessment

All students must sit the University Test for English Language (UTEL-A) examination at the completion of IEC. This examination is comprised of two one-hour papers on Reading & Writing components. The achievement of Level 5 Competency and above is considered as a pass. The setting of UTEL-A Examination question papers and first marking of answer scripts are done by the academic staff of the Dept. of English Language Teaching, Faculty of Humanities & Social Sciences, University of Ruhuna. A speaking test is also held in the form of viva (of ten minutes duration) for all students at the end of the course with the participation of extended teaching staff of the IEC.

According to by-laws of the Ruhuna Faculty of Medicine, it is mandatory to pass the UTEL-A examination for all students before they start professorial appointments in the final year. The examination is held once a year with the completion of IEC for each batch of new entrants. The UTEL-A examination was held in 2013 & 2014 as a UGC conducted, centrally coordinated and computer-based examination for all universities.



CHAPTER 22

Sports and Recreation

Sports and related activities including physical fitness programmes, are organized by the Department of Physical Education, University of Ruhuna. Through the Sports Council of Faculty of Medicine, all students are entitled to use the sport facilities available in the University.

The Faculty has a playground, gymnasium, cricket nets, and an indoor badminton court and provides facilities for netball, badminton, table tennis, carom, cricket, elle, volley ball, basketball, draughts, chess, scrabble, swimming,Taekwondo,Karate, weight training and strength development. Academic coordinators have been assigned to each sports activity. Particulars of other services offered to students can be obtained from the Senior Assistant Registrar (Student Welfare Services) at Matara.

Inter-Batch,Inter-Faculty, Freshers' Tournaments and Open Meets are annually conducted and those who are qualified will be given the opportunity to participate in Inter University Games / International Tournaments and Asian/ World University Games/Championships. Students excel in sports will be awarded University Colors and they can apply for the Vice Chancellor's awards, Vice Chancellor's list, Dean's awards and Dean's list.

Members of the Sports Advisory Board,
University of Ruhuna

Prof. Janaki Warushahennadi
Dr. Dhammika Palangasinghe

Senior Treasurer - Sports Club
Prof. Eric De Zoysa



CHAPTER 23

Student Counselling and Welfare Services

23.1 Student Support Services

The Faculty of Medicine receives students from many geographical locations in Sri Lanka every year. They are away from home for the first time and only a proportion receives accommodation within the halls of residence. The course work in medicine is considered one of the most demanding. Hence both the academic as well as the social factors place a burden on the students and in recognition of these; the Faculty has instituted the Student Support Services. The following are the functions of the different facets of this programme though there is a considerable overlap.

23.1.1 Student Mentoring

The purpose of mentoring is to support and encourage medical students to develop skills, improve their performance, maximize their potential and ultimately flourish as a doctor. Close support and guidance from a mentor is invaluable in this process. In recognition of this need, the Faculty allocates each student, a member of the academic staff as the mentor at the admission to the Faculty. The assigned mentor or mentors and the student build mentor - mentee relationships that would support the student during the full period of the study in the Faculty. The mentor will be the closest person to whom the student would turn to both at good times and bad times. The mentor helps and encourages the student as well as directs the student to the appropriate resource/s when help is needed. The mentors work closely with the student counsellors.

23.1.2 Student Counselling

There are 10 appointed students counsellors drawn from the academic staff. They have undergone training in counselling. The students may be referred for counselling by the mentors, by the respective Heads of departments or the students themselves may contact the counsellors. The counsellors work with the students exploring different options available to students facing academic, psychological or social problems and helping the students to make decisions. To achieve these objectives, there is a dedicated student counselling centre which is open every weekday between 11.00 a.m. to 1.00 p.m. In addition, there is a telephone hotline which the students who need support can call out of hours and the call will be answered by one of the student counsellors. Students can share their problems, discuss worries and anxieties in confidence with the counsellors.

The list of student counsellors for 2023 is as follows.

Female Student Counselors

Prof. P.P. Jayawardena (Deputy Senior Student Counselor)
Dr. K.K.W.J.C. De Silva
Dr. Warsha de Zoysa
Dr. P. Kalansuriya
Dr. N.L. De Silva
Dr. H.H.P.M.J. Thabrew
Mrs. M.R.P. Hasanga

Male Student Counselors

Prof. U.C.P. Perera
Dr. P.M. Rodrigo
Dr. I.L.A.N. Dharshana
Dr. K.A.C.P. Imalke
Dr. Shanaka Mohotti

When the student counsellors are of the opinion that there exist mental health issues or counselling needs for a student, which requires further expertise, they seek advice from academic staff members of the Department of Psychiatry. The specialist psychiatrists and the clinical psychologist there will provide the additional expert assistance needed. For any physical illnesses, the students may require assistance, access is provided to the Faculty Medical Officer, who as a specialist physician.

23.1.3 Student Scholarship schemes

Financial burdens on students are a frequent problem. There are specific scholarships offered by the Faculty through donations from well-wishers as well as university funded bursaries. Applications are called for from students requiring assistance and after review by the counselors about the financial needs, social circumstances and proofs of incomes received, recommendations are made from the shortlisted candidates for further financial assistance. Some scholarships are based on the academic performances of students and these are given as awards. Some schools are based on extracurricular performances as well.

23.1.4 Student advisory services

These are specifically aimed at students who are poorly performing at the continuous assessments as well as students who fail summative examinations. The academic members of the respective departments hold one-on-one meetings with the students concerned, discuss the problems and attempt to find student tailored action plans to overcome the academic deficiencies. Ongoing concerns, which are difficult to address are brought to the notice of the mentors, student counselors and the Dean of the Faculty, if required by the Heads of respective departments.

23.2 Health Services

The University Medical Centre was started at the University in December 1985. A medical examination for all new entrants is an admission requirement for the simple reason that a new entrant may suffer in silence. Medical student can seek assistance on health matters from members of the clinical academic staff as well as from the medical staff of the Teaching Hospitals, Karapitiya and Mahamodara. The UMO designate for the Faculty of Medicine is Dr. Dammika Palangasinghe (Department of Medicine).

23.3 Other Services

23.3.1 Canteens

Canteen facilities are available for medical students within the premises of the Faculty of Medicine at Karapitiya

23.3.2 Hostel



The faculty provides hostel facilities for medical undergraduates from the first year to the final year. There are four hostel complexes located within the faculty premises (Stemcor complex, two Kuwait complexes and the old hostel complex). Hostels are located in a calm and quiet environment in the rear area of the Faculty. Students are provided residential facilities at a nominal charge. Currently hostels are home to approximately 700 students and 12 academic members. Usually each room is shared by two students. There are common washrooms and shower areas shared by the students residing on the same floor. In each floor, a kitchen is available for cooking purposes. There are several study areas, for group studies and discussions. Limited parking facilities are available for students. Smoking and alcohol are prohibited in the hostel premises.

Dr. Warsha de Zoysa – Warden (Female Hostel)
Dr. H.H.P.M.J. Thabrew – Academic sub-warden (Female Hostel)
Prof. R.H.A.I. Rathnaweera – Warden (Male Hostel)
Dr. Janaka Ruben - Academic sub-warden (Male Hostel)

Hostel Policy

The hostel policy is to provide 80% of its accommodation facilities for the new entrants and the final years. For the rest of the batches 15% of the hostel facility is allocated for students with special difficulties (financial difficulties, death of parents, illnesses etc.) as per the decision of the hostel committee. The remaining 5% is allocated for students with special achievements in sports and for officials of the student union.



CHAPTER 24

Career Guidance Unit

24.1 Introduction

The Career Guidance Unit of the University of Ruhuna was set up in March 2000, to provide career guidance services to the undergraduates. Since then, the unit has implemented various programs to make the undergraduates aware of the employment opportunities available, the qualities expected by the employers, and the way of acquiring the skills and the knowledge necessary for responding to the job market needs.

The unit wishes to build-up continuous links with the private sector as well the government institutions to facilitate productive interaction between the undergraduates and such institutions.

The CGU assists undergraduate students to realize their competencies and creativity, and to provide them with appropriate trainings to enhance their employability and to guide them to make optimum decisions on educational and occupational choices in order achieve the future goals of their personal life, academic and professional career in a challenging world of work.

Every student is supposed to register with CGU at the time of university entrance and he/she can participate in the selected CGU programs on voluntary basis thereafter with consultation of the Faculty Academic Career Advisor. Such programs include regular soft skills development courses, Leadership trainings, talents enhancing programs, out bound trainings, career clubs, industry visits, internships, graduate placements etc.

The CGU central office is located at the Wellamadama premises; however, programs are conducted at the faculty level and will be announced from time to time via CGU web and the faculty information dissemination systems.

24.1 Staff of Career Guidance Unit

This unit comprise of a Director, Faculty Academic Career Advisors and Career Guidance Counselors as mentioned below

Director CGU

Dr. K.K.N.B. Adikaram
B.Sc. (Sjp, SL), MABM (Ruh, SL), Ph.D.(Kln, SL)
Senior Lecturer in Management
Department of Multidisciplinary Studies
Faculty of Technology
Email: nilanthi@fot.ruh.ac,lk
CGU Contact Details:
Office Tel: 041 2222681
Ext:12145
Mobile: 070 2552299

Faculty Academic Career Guidance Advisor - Faculty of Medicine

Dr. Subodha S. Wickramasinghe
MBBS (Ruhuna), Dip. Med. Micro (Colombo), MD. Med. Micro (Colombo).
Senior Lecturer & Consultant Microbiology
Dept. of Microbiology, Faculty of Medicine
Office: +94 91 2234801/3, ext 270
E-mail: subodhawick@med.ruh.ac.lk

Career Guidance Counselor - Faculty of Medicine

Mr.N.K.Kalansuriya
B.Sc (Agri)(Ruh,SL),MBA (SJP,SL)
Mobile:0713220924
Email: nilantha.kls@gmail.com

24.2 Career Guidance Cell (CGU-Cell)

The Career Guidance Cell of the Faculty of Medicine, University of Ruhuna was established in August 2021 to extend the services to the Medical undergraduate in Faculty of Medicine, University of Ruhuna.

Staff of Career Guidance Cell

This unit comprise of a Chairperson, Deputy chairperson, Career Guidance Counsellor and Committee members representing different committees.

Chairperson (Faculty academic Career guidance advisor-Faculty of Medicine)

Dr. Subodha S. Wickramasinghe
MBBS (Ruhuna), Dip. Med. Micro (Colombo), MD. Med. Micro (Colombo).
Senior Lecturer & Consultant Microbiology
Dept. of Microbiology, Faculty of Medicine
Office: +94 91 2234801/3, ext 270
E-mail: subodhawick@med.ruh.ac.lk

Career Guidance Counsellor - Faculty of Medicine

Mr.N.K.Kalansuriya
B.Sc (Agri)(Ruh,SL),MBA (SJP,SL)
Mobile:0713220924
Email: nilantha.kls@gmail.com

Committee members of CGC

1. Dr. A.J.P.M Jayawardena
MBBS (Ruhuna), DFM (Colombo), MSc Clinical Ed (Edinburgh)) MHPE (Glasgow)
Senior Lecturer
Medical Education and Staff Development Unit, Faculty of Medicine
TP Number Office: 091-2233846
Email: avindrajay@gmail.com

2.Dr. M.F.M.Rameez
MBBS (Ruhuna),MD(Obs & Gyn),FRCOG(UK),FSLCOG
Senior Lecturer
Dept of Obstetrics & Gynaecology
Faculty of Medicine, University of RUhuna
TP Number Office: 091-2246878

3. Prof. E.I Waidyarathne
MBBS, Ph.D
Associate Professor in Anatomy
Dept. of Anatomy, Faculty of Medicine
TP Number Office: 091-2233846 (ext 179)
E-mail: eishaw.med.ruh.ac.lk

4. Prof P.V De Silva
MBBS, MSc, MD (Community Medicine)
Snr. Professor in Community Medicine
Dept. of Community Medicine, Faculty of Medicine
TP No: Office: 091-2233846 (ext: 231)
E-mail: pvijithadesilva123@yahoo.com

5. Prof. Janaki Warushahennadi
MD (Russia), DLM, MD in Forensic Medicine (Colombo)
Professor in Forensic Medicine
Dept. of Forensic Medicine, Faculty of Medicine
TP No: Office: 091-2233846 (ext: 238)
E-mail: janakiwh@gmail.com

CHAPTER 25

Internal Quality Assurance Cell (IQAC)

The Internal Quality Assurance Cell (IQAC), Faculty of Medicine (FoM), was established under the directive of the Centre of Quality Assurance (CQA) of the University of Ruhuna. The main role of the IQAC is to function as the advisory body to the Faculty Board to ensure that the faculty achieves and maintains the best standards of quality as an institution of higher education. The IQAC aims to formalize and streamline the Quality Assurance (QA) activities at both the Faculty and University levels by promoting and internalizing best practices among all the stakeholders within the FoM such as students, academic, administrative as well as non-academic staff. The IQAC liaises with the Director, CQA of the University of Ruhuna to coordinate such QA activities.

IQAC works together on QA related activities with other committees, units and student societies such as Medical Education and Staff Development Unit, Curriculum Revision Committee, Curriculum Development and Evaluation Committee, Cultural Unit, Library committee, Information Technology Committee and Student Support Services and Student Societies & Student Bodies.

The IQAC regularly monitors QA related activities within the FoM and provide recommendations to the higher authorities such as the Dean and the Faculty Board and Faculty Board appointed sub-committees to enhance the quality and recognition of the MBBS degree programme.

The IQAC promotes and appreciates students' awareness and engagement in QA activities aiming to uplift the quality of the study program, learning environment and services provided.

CHAPTER 26

Units Recognized by the UGC

26.1 Medical Education and Staff Development Unit (ME & SDU)

26.1.1 Academic Staff

Head

Prof.C.K Bodinayake	MBBS (Ruhuna), MD, FRCP(UK) FACP (USA), FFAIMER (USA)

Senior Lecturer

Dr. A.J.P.M. Jayawardene	MBBS(Ruhuna), DFM(Colombo), MSc (Edinburgh), MHPE(Glasgow), FFAIMER(USA)

The Medical Education and Staff Development Unit (ME&SDU) of the Faculty of Medicine, Galle was established In December 2000.

This unit is the main body, which supports and oversees curriculum development evaluation and feedback, academic and non-academic staff training, conducting professional development modules, coordinating with staff development center Matara for staff training, and conducting educational research in the faculty.

The unit was founded with the primary goal of enabling and empowering academic and nonacademic staff members of the Faculty of Medicine by enhancing their knowledge, skills and attitudes in areas of teaching, evaluation, research and management. The unit also provides consultancy & advisory services in educational technology to the faculty and other institutes.The unit plays a major role in the "professional and personal development" of medical undergraduates.

26.2 Nuclear Medicine Unit (NMU)

26.2.1 Academic Staff

Dr. Imalke Kankananarachchi	-	(Head & Senior Lecturer in Paediatrics) MBBS (Col) DCH (Col) MD-Paed (Col) DCH (UK) MRCPCH (UK) MRCP (Edin)
Snr Prof Manjula Hettiarachchi	-	MBBS (Ruh) PhD (Ruh)

26.2.2 Functions of the Unit

Training

Undergraduates in medical Laboratory Sciences and Nursing degree program of Allied Health Sciences, post-graduates in Endocrinology.

Research

The staff of the NMU is involved in clinical research using stable isotopic technology, immunoassays (Enzyme-linked immunosorbant assay & Time resolved Fluroimmuno assay) in the field of endocrinology, nutrition and oncology.

Service function

The NMU is the only public sector immunodiagnostic service provider in the Southern Province. It has been providing this service to the hospitals not only in South but also to entire country on different hormones, tumour & nutritional markers. The national program on 'Screening Newborns for Congenital Hypothyroidism' is the initiative of the unit.

Electives

Laboratory appointments for local and foreign post-MD trainees and Medical Laboratory Sciences undergraduates

26.3 Filariasis Research, Training and Service Unit

26.3.1 Academic Staff

Head

Dr. N. Lalindi De Silva	- MBBS (Ruhuna), Dip. in Med. Micro (Colombo) MD (Med. Parasit.), PhD in Medicine (Jichi- Japan)

The unit was established in August 2005 with the approval of the University Grant Commission in recognition of continuous field and laboratory research on lymphatic filariasis (LF) carried out by the Department of Parasitology for nineteen years headed by Snr. Prof. Mirani V. Weerasooriya, Prof. T. Channa Yahathugoda and Dr. N. Lalindi De Silva. This is the only filariasis research unit established in the university system in Sri Lanka and the first UGC-approved research unit at the University of Ruhuna. At its inception, the unit was supported by Dr W.A. Samrawickrema former WHO consultant entomologist and Prof. Esaku Kimura, Prof. of Parasitlogy, Aichi Medical University Nagoya Japan.

The Filariasis Research, Training, and Service Unit (FRTSU) at the Faculty of Medicine, University of Ruhuna, is a pivotal institution dedicated to combating lymphatic filariasis (LF) in Sri Lanka and beyond. Training and education are core components of FRTSU's mission. The unit offers training programs for healthcare professionals [students of PGIM of UoC, AHS of UoR, PHI/PHM/Pupil Nurses of MoH, GoVSL] and researchers, enhancing their skills in managing filariasis and related health issues. Furthermore, the FRTSU actively engages with communities to raise awareness about filariasis prevention and control, promoting health education initiatives that empower individuals to protect themselves from infection.

The service aspect of FRTSU's work involves direct community engagement, providing medical services, and support to affected populations. Through screening programs and treatment interventions, the unit strives to alleviate the burden of filariasis, improving the quality of life for many individuals impacted by this disease. As part of its commitment to sustainability and long-term impact, FRTSU emphasizes collaborations with governmental and non-governmental organizations to implement effective public health strategies.

Overall, the Filariasis Research, Training, and Service Unit represents a comprehensive approach to addressing lymphatic filariasis, combining rigorous scientific research with practical training and community service. FRTSU is making significant strides toward reducing the incidence and impact of lymphatic filariasis, enhancing the health and well-being of communities in Sri Lanka and beyond.



CHAPTER 27

Elective Attachments for Foreign Students

Faculty of Medicine, University of Ruhuna offers elective attachments for medical students who are studying in foreign universities. Students who possess foreign and national passports are eligible to apply from recognized international medical schools. They can engage their elective training up to 16 weeks according to their requirement. This programme offers clinical training in 02 teaching hospitals (National Hospital Galle & German- Sri Lanka Friendship Hospital for Women) and field practice area Bope-Poddala which are affiliated to Faculty of Medicine, University of Ruhuna. Students are immensely benefitted with exposure to abundant clinical material in above settings. The Faculty of Medicine is benefitted with considerable income from the programme as foreign currency. Clinical attachments are organized by the Deans office with the liaison of different departments in the faculty.

Admission Eligibility

All the applications must be from registered students of a recognized international university. Applications should be made on the prescribed form together with the supporting letter from the competent authority of relevant international university. The prescribed form can be downloaded from the faculty of Medicine website.

Postings

Students may apply for postings in any disciplines. Postings are counted in weeks commencing on a Monday. The exact date for any particular posting should be supplied as admission depends on whether the Head of the Department concerned is able to provide necessary facilities and supervision. Students are provided with attendance sheets to get the signature from academics for their attendance for clinical appointments. The compulsory minimum 60% attendance is required for the students to get the elective appointment completion certificate.

Fees

Student should pay non-refundable 50 US dollars as an admin fee to process their applications and then 75 US dollars per week as appointment fee. Fees could be paid on arrival in Sri Lanka. Currently faculty is in the process of developing payment gateway to enable students to make payment online.

Definition of sponsorship for South East Asian Region

Sponsorship means full support of the candidate for the attachment by a UN Agency, a bilateral aid agency such as USAID, C-Plan or by a national government.

Immigration

Immigration laws of Sri Lanka require from visitors evidence of the possession of sufficient funds for their maintenance during their stay in Sri Lanka.

CHAPTER 28

Student Union and Societies

28.1 Student Unions and Societies in the Medical Faculty

- Medical Faculty Student's Union
- Explorer's Club
- Buddhist Society
- Arts Circle
- Horticulture Society
- Self-help fund
- Sports Club
- Anatomical Society
- Resus club
- Pathfinders Club











CHAPTER 29

Ruhuna Medical School Alumni Association (RUMSAA)

The RUMSAA was first established in 1997 and now in its 3rd decade of existence. There were numerous well-wishers which include alumni and teachers who looked after RUMSAA during this period. The President and the present committee is grateful for all of them for the vision, courage, creativity and the patients they have shown in bringing up RUMSAA to the level as it stands today. Up to now this faculty has produced over 4000 doctors, who are serving in this country as well as around the world. RUMSAA has contributed to the wellbeing of medical students in many ways. It has provided scholarships to medical students, upgraded the badminton court, upgraded the furniture in the canteen etc.

Members of the current RUMSAA Council are:

President	:	Dr. M.D.C.S. Kularathne
President-elect	:	Prof. Niroshana Dahanayake
Secretary	:	Dr. Gayani Punchihewa
Asst. Secretary	:	Dr. Iresha Mampitiya
Treasurer	:	Prof. Aruna De Silva
Asst. Treasure	:	Prof. Lanka Dassanayake
Ex officio	:	Prof. Sampath Gunawardena (Immediate-past President)
		Prof. Amaranath Karunanayake (Immediate-past Secretary)

Committee members

1. Prof. Channa Yahathugoda
2. Prof. Gayani Liyanage
3. Prof. Nayana Liyanarachchci
4. Dr. Pushpika Jayawardena
5. Dr. Janithra de Silva
6. Dr. D.R. Palangasighe
7. Dr. Vidu Ruchira de Silva

CHAPTER 30

Appendices

30.1 By - Laws approved by the Council of the University of Ruhuna under subsection (1) of section 135 of the Universities Act No 16 of 1978 in respect of Discipline and Residence of students

1. This by law may be cited as By- Law No 1 of 2015 in respect to the Discipline and Residence of students and shall come in to force On the 12th day of January, 2015
2. Any By-Law which is in force in respect to the Residence and Discipline of Students of the University of Ruhuna (hereinafter referred to as the 'University') shall be repealed on the date these By-Laws come in to force.
3. (1) There shall be established a board known as the BOARD OF STUDENT RESIDENCE AND DISCIPLINE (hereinafter referred to as the 'Board') comprising of

   (a) The Deputy Vice - Chancellor;
   (b) The Dean of each Faculty;
   (c) The Registrar of the University;
   (d) The Proctor appointed by the University;
   (e) The Senior Student Counselor;
   (f) The Warden of each Hall of Residence ;
   (g) The Senior Medical Officer ; and
   (h} Two members of the Senate nominated by the Vice Chancellor (hereinafter referred to as the 'Appointed Members')

   (2) The Chairman of the Board shall be the Deputy Vice Chancellor and shall preside at the meetings of the Board and in his / her absence the most senior of the Dean present shall preside at such a meeting. The Deputy Registrar (Legal and Documentation) shall be the Secretary to the Board. 4. To review all matters pertaining to the discipline and disciplinary procedure of students from time to time and make due recommendations to the Vice Chancellor.
4. To review all matters pertaining to the discipline and disciplinary procedure of students from time to time and make due recommendations to the Vice Chancellor.

Functions of the Vice Chancellor, Deputy Vice Chancellor, Dean, Proctor and Deputy Proctor

5. (1) The Vice Chancellor or Deputy Vice Chancellor shall be informed without delay of any act of indiscipline or misconduct committed by a student or students by the Dean, Chief Security Officer, member of the academic staff or administrative staff, any employee of the university or a student as the case may be.

   (2) The Deputy Vice Chancellor shall collect information pertaining to any act of misconduct and take immediate action and report to the Vice Chancellor

   (3) Upon receipt of information under this By-Law the Vice Chancellor may if he considers that further information is required, nominate either a member of the academic staff or a disciplinary panel comprising of three members to proceed without delay to the place of occurrence and inquire in to the matter or matters and submit a report thereafter.

   (4) The Vice Chancellor may take a decision on a matter and has the discretion of informing the University Council of his decision.

6. (1) The Vice Chancellor and Deputy Vice Chancellor may in agreement, authorize the Dean of each Faculty of the University the power and authority to exercise supervisory control over the discipline of all students in the faculty.

   (2) If a Dean of a Faculty has received revelations that there is a likelihood of the breakdown of the smooth functioning of his or her faculty due to the disorderly behavior or conduct on the part of a student or students, the Dean in agreement with the Vice Chancellor and the Deputy Vice Chancellor shall take the following actions with the assistance of the Deputy Proctor and Heads of the Department.

   (a) Warn the relevant student or students for disorderly behavior;

   (b) Suspend such a student or students from the University or from attending lectures, courses or any other course of study at the University for a period not exceeding two weeks ; or

   (c) Report to the Vice Chancellor or Deputy Vice Chancellor for necessary action, if in the opinion of the Dean that the intervention of the Vice Chancellor is required in resolving the matter.

   (3) The Dean shall report to the Vice Chancellor or Deputy vice Chancellor the nature of the disciplinary action taken by him or her under these By-Laws.

7. (1) The Vice Chancellor may appoint a senior member of the academic staff (e.g.; Senior Professor, Professor or an Associate Professor) as the Proctor of the University.

(2) The Proctor so appointed shall assist in maintaining students discipline and order at the University.

(3) In discharging the above duties the Proctor shall act in consultation with the Vice Chancellor, Deputy Vice chancellor and the assistance of the Deputy Proctors.

(4) The Proctor shall on receiving advice from the Deputy Vice Chancellor inquire in to complaints of breach of discipline and submit a report.

(5) Upon the conclusion of the investigation, if the Proctor is satisfied that the student is responsible for the indiscipline or misconduct, he shall report his findings to the Vice Chancellor or Deputy Vice Chancellor and resort to one of the following punishments.

(a) A written warning ;

(b) Suspend the student from the University for a period not exceeding two (02) weeks ;

(6) The Proctor shall inform the Vice Chancellor or the Deputy Vice Chancellor of each and every instance he has acted on under these provisions.

(7) Any student who is aggrieved by the punishment imposed by the Proctor shall have the right to appeal to the Vice Chancellor immediately and the Vice Chancellor may review the punishment or order a formal inquiry if he considers it necessary

(8) When incidents of indiscipline are reported, the Proctor shall inquire and submit his observations to the Vice Chancellor within two weeks for appropriate action.

8. (1) The Vice Chancellor may, in consultation with the Deputy Vice Chancellor and the Dean appoint a member of the academic staff not below the rank of Senior Lecturer as the Deputy Proctor of each Faculty.

(2) A Deputy Proctor may be appointed for each and every faculty at the University to assist the Proctor in discharging his duties.

(3) The Deputy Proctor of a Faculty shall assist the Dean of the Faculty to maintain discipline among students of the Faculty

(4) he Deputy Proctor may investigate any indiscipline or misconduct and report to the Deputy Vice Chancellor.

(5) On conclusion of an investigation, if the Deputy proctor is satisfied that the student is responsible for the indiscipline or misconduct he shall report his findings to the Vice Chancellor or Deputy Vice Chancellor and may resort to one of the following punishments.

(a) A written warning ;

(b) Suspend the student from the University for a period not exceeding one (01) week;

(6) Upon the infliction of one of the above mentioned punishments the Deputy proctor Shall inform the Vice Chancellor, Deputy Vice Chancellor, Dean, Proctor, Deputy Registrar / Senior Assistant / Assistant Registrar (Legal and Documentation) / (Student Affairs) and (Examinations) and any other relevant official of the action he has taken.

Indiscipline and Misconduct

9. Any student who -

(a) Refuses to carry out any lawful order issued by a member of the Academic Staff, Warden or Sub Warden ;

(b) Destroys, Damages, Defaces, Alienates, Removes, Steals, Misappropriates or misuses any property owned by the University ;

(c) Transports or has in his or her possession weapons, sharp implements, petards or explosives or any other material which can cause injury to a person ;

(d) Attacks, Injures, Annoys, Hurts, Disturbs or Agitates others ;

(e) Within or Outside the University threatens verbally or in writing to cause injury to any person, the reputation or property of any student or a member of the staff, or damages university property ;

(f) Misbehaves or supports any misbehavior or any unjustifiable act ;

(g) Commits or abets or encourages or participates or subjects willingly to any form of ragging;

(h) Is Insubordinate or is dressed in attire which is inappropriate for any particular occasion;

(i) Acts in a way that the personal liberty and freedom of movement of any student or a member of the University staff is restrained ;

U) Obstructs any University student or member of the staff from carrying out any order by unlawfully restraining that student or member of the staff.

(k) Unlawfully restrains any student or a member of the staff of the University, in such a manner as to prevent such a student or member of the staff from proceeding beyond certain circumscribing limits ;

(l) Furnishes the University with false particulars on a matter or matters for which the University is entitled to be furnished with the true particulars ;

(m) Provides false information to mislead officers conducting disciplinary inquiries;

(n) Makes or provides false statements or entries to the University Security Service or to any other University personnel ;

(o) Obstructs or Disturbs others during examinations or unjustifiable gathering near or around examination centers ;

(p) Fails or Refuses to produce the identity card issued by the University when called for by a member of the Academic staff, Warden, Sub Warden, Security officer or any other relevant officer ;

(q) Is convicted in any court of law of an offence which, in the opinion of the Vice Chancellor, is of sufficient moral turpitude to warrant disciplinary action ;

(r) If found to be under the influence of or in possession of or smelling of liquor or consumes or supplies or is known to have purchased liquor or additive drugs within the precincts of the University ;

(s) Engages in such activities which are likely to disrupt the conduct of programs of teaching (Lectures, Practical sessions, Field Work, Work Shop Activities, Clinics, Assignments, etc.. etc..), Examinations and Research at the University or disturb any administrative function ;

(t) Obstructs any officer or employee of the University of performing his or her duties or any justifiable unlawful interference in official duties of staff of the University ;

(u) Obstructs any student in carrying out his studies or research or disrupts the activities of any student ;

(v) Conducts himself or herself in a manner in which, in the opinion of the Vice Chancellor, is detrimental to the reputation of the University or to the maintenance of order and discipline at the University;

(w) Contravenes any By - Law, Rule or Regulation of the University

Shall be guilty of Indiscipline or Misconduct.

10. In addition to the above provisions

(a) Purports to convene a meeting of any society or association within the premises of the University without obtaining the prior approval of the University Council or purports to establish or assists to establish or form any such society or association ;

(b) Represents any society or association which has not been approved by the University Council ;

(c) Does not comply with the regulations and orders laid down by the University Council for the establishment of any society or association ;

(d) Convenes or participates at any meeting of students held within the precincts of the University contrary to the terms of the constitution of the relevant body ;

(e) Plans, organizes or implements any event within the premises of the University without obtaining prior permission of the University authority ;

(f) Distributes or displays any periodical, publication or pamphlet without the prior written approval of the Vice Chancellor or Deputy Vice Chancellor or defaces or mutilates property belonging to the University ;

(g) Invites without the prior written approval of the Vice Chancellor or Deputy Vice Chancellor any person not associated with the University as a student, or on behalf of the students or at the request of the students of the University, as a speaker to address students at the University ;

(h) Arranges for or organizes any collection of money or goods within the precincts of the University or outside the precincts of the University without obtaining prior approval from the Vice Chancellor or Deputy Vice Chancellor ;

(i) A student who either on his behalf or as the representative or purported representative of a student's union, society or association issues or publishes or causes to be published any press release with respect to matters pertaining to the University without the prior approval of the Vice Chancellor or Deputy Vice Chancellor or other teacher or officer designated for this purpose by the Vice Chancellor

Shall be guilty of indiscipline or misconduct.

Halls of Residence of the University

11. (1) There shall be a Warden in charge of each Hall of Residence who shall be responsible to the Vice Chancellor and Deputy Vice Chancellor for ensuring the efficient management of the Hall of Residence.

    (2) There shall be a Sub Warden for each Hall of Residence who shall be responsible to the University Authority for the day to day administration of the Hall of Residence.

    (3) The Sub Warden will be responsible for maintaining discipline, managing the properties and services, maintaining the inventory (stock), maintaining student's records and carrying out the orders of the Warden.

12. (1) Any student seeking admission to a Hall of Residence shall submit a completed application form requesting for residential facilities indicating the total parental income of his family and the distance to the University from his place of residence and other details as called for in the application form requesting for residential facilities at the University.

    (2) Such an application for residential accommodation shall be made on the form provided for the purpose by the University and shall contain a statement to the effect that the student accepts to abide by the By - Laws, rules and regulations applicable to the Halls of Residence of the University and changes made to the said By - Laws, Rules and regulations from time to time.
    (3) Residential facilities shall be allocated to a student on an individual basis subject to the guidelines, By Laws, Rules and Regulations of the University.

13. (1) No student shall occupy a Hall of Residence without obtaining due permission from the University Authority.

    (2) Every student shall pay the hostel fees requested by the University within the stipulated period of time.

    (3) A student shall not occupy the room allocated without registering and under no circumstances shall occupy another room or exchange rooms with another student.

14. (1) The Warden of the Hall of Residence shall have the authority to temporarily suspend residential facilities given to a student for any contravention of these By Laws. In such an event an immediate report shall be submitted to the Vice Chancellor, Deputy Vice Chancellor and Proctor by the Warden.

(2) If any student fails to sit for any examination at the end of the academic year or end of the semester such a student shall not be eligible to occupy the Hall of Residence if the lectures for that semester have concluded. And

(3) A student shall not be entitled to any refund or reduction of fees paid or payable in the event of any interruption of arrangements being made or being finalized to grant him or her accommodation at the Hall of Residence in consequence of any disciplinary action being taken against him or her.

15. Every student shall be responsible
    (a) For furniture, fittings and any other items in his own room and collectively for all other items in common use at the Hall of Residence ;

    (b) To hand over to the University Authority any articles issued to him or her at the time of moving out of the allocated room or Hall of Residence ;

    (c) For any loss or damage to articles provided ;

    (d) For any damage caused accidently or deliberately to the moveable or immoveable property of the Hall of Residence. The value of such damage shall be recovered from the student and in the event that more than one student is responsible the value shall be recovered equally from each and every student residing in the room or Hall of Residence as appropriate ;

    (e) To use clothes irons, televisions and other equipment made available to students with care and avoid damage to same ; and

    (f) Individually for the furniture, fittings and other items in the students own room and collectively for all other items in common use in the Hall or residence.

16. No student shall
    (a) Shift or remove any items assigned to a room ;

    (b) Be a nuisance to other students in the Hall of Residence as well as the neighbors or engage in acts of violence including fighting, throwing of objects, excessive noise or any other unjustifiable behavior which will be cause to cancellation of residential facilities ;

    (c) Keep, possess or consume alcoholic beverages, narcotics or illegal drugs in the Hall of Residence or be at the Hall of Residence after consuming alcoholic beverages, narcotics or illegal drugs ;

    (d) Smoke or Gamble in the Hall of Residence ;

(e) Explode or possess fireworks or explosives in the Hall of Residence ;

(f) Cook or Prepare meals in the Hall of Residence ;

(g) Be allowed to use air conditioners, refrigerators, hotplates or similar electrical appliances, misuse or tamper with the electrical supply or use the electrical supply for purposes not authorized by the warden;

(h) Be permitted to use their rooms and facilities at the Hall of Residence for any commercial or unlawful purpose. A room or any part of the premises of the Hall of Residence shall not be used as an office, Library or a political office, religious office or secretarial office ;

(i) Be allowed to damage or decorate the walls of rooms, corridors or common areas with posters, scripts or notices without obtaining prior approval from the Sub Warden.

17. Every student shall ensure that

(a) At the time of occupation, all moveable and immoveable items in the Hall of Residence or the room are in workable condition and if any item is found damaged or not in working order, that the Sub - Warden is informed ;

(b} That the sound emanated from musical instruments, audio equipment, televisions, computers etc., shall not be audible outside the rooms at all times ;

(c) Stereo sets or Speakers are not be placed on window sills or balconies to direct music or noise outside the Hall of Residence ;

(d} Any musical instrument or radio is not played or switched on between 10:00 PM and 5:00 AM

(e) Irons, televisions and other equipment made available to students are returned in working order at the end of the term ;

(f) Electrical outlets are appropriately used and that electric and electronic equipment such as computers, stereo sets, televisions, hair dryers etc. do not overload the electrical supply ;

(g) All electric bulbs, irons and fans are switched off when leaving the rooms or bathrooms and water taps are closed completely after use ; and

(h) The rooms, corridors, drains, gardens are kept clean ;

18. The cost of lost or broken keys shall be recovered from the student concerned.

19. All resident students shall return to the Hall of Residence before 8:00 PM and refrain from leaving the Hall of Residence before 5:00 AM without obtaining the prior permission of the Sub - Warden.

20. All first year students (freshers) should return to the Hall of Residence before 6:00 PM and refrain from leaving the Hall of Residence before 6:00 AM without obtaining prior permission of the Sub - Warden. (Students who return to the Hall of Residence after 6:00 PM and leave the Hall of Residence before 6:00 AM shall sign the record book provided in the Hall of Residence stating the reason and time of arrival or departure)

21. No male student or female student shall keep a female student or male student as the case may be, in his or her room under any circumstances.

22. Any student whose residential facilities have been suspended after the completion of a disciplinary inquiry conducted by the University shall not be eligible to seek residential accommodation or to continue staying at the Hall of Residence.

23. The provisions of these By - Laws which are commonly applicable to students of the University shall apply mutatis mutandis to or in relation to students residing in the Halls of Residence.

24. (1) Any student who has been suffering from a contagious or infectious disease shall, before he or she returns to the Hall of Residence, furnish the Warden with a Medical Certificate to the effect that he or she is immune from spreading the disease or infection.

    (2) Any threat to the health of the other students and the administrative staff shall be avoided. If any student is faced with a health problem, he or she should consult the Medical Officer and it shall be reported to the Sub - Warden immediately.

25. Every student except for first year, last year and students whom have been granted special permission who are residing at any Hall of Residence shall bear the cost of electricity and water consumed by him or her as stipulated by the University.

26. Every part of the hostel shall be open to the University authorities for inspection at any time during day or night and it shall be the duty of every student to cooperate with the University authorities at the time of inspection of the Hall of Residence.

27. The University shall not be held responsible for the loss or damage to the personal belongings of students within the Hall of Residence.

28. Any student found to be residing at a Hall of Residence without prior approval shall be liable to any punishment imposed by the University and to pay any fine imposed by the University for the said period as determined by the University.

Punishments

29. Any student who contravenes or fails to comply with the provisions of these By - Laws shall be guilty of indiscipline or misconduct under these By -Laws and shall be liable to be subjected to one or more of the undermentioned punishments

(a) A severe written reprimand ;
(b) Expelled from the University;
(c) Withdrawal or suspension of hostel facilities for a specific time period ;
(d) Suspension of studentship for a period not exceeding two years ;
(e) Suspension of Examination Results for a period not exceeding two years;
(f) Impose a fine
(g) In the event of damages caused to University property to reduce the allocation of funds to the student union ; and
(h) Any other punishment approved by the Vice chancellor or Council.

Disciplinary Procedure

Preliminary Inquires

30. (1) The Vice Chancellor may appoint a member of the academic staff as an Investigating Officer or a Disciplinary Panel consisting of not more than three members to conduct a preliminary investigation on any allegation of indiscipline, misconduct or any contravention of these By - Laws.

(2) In the event that the Disciplinary Panel consists of more than one member, the Vice Chancellor shall select and appoint one member as the Chairman of the Disciplinary Panel.

(3) The Deputy/ Senior Assistant/ Assistant Registrar (Legal and Documentation) / (Student Affairs) and (Examinations) or his or her representative shall be the Secretary to the Disciplinary Panel and shall call for evidence, receive written or oral statements as instructed by the Disciplinary Panel.

(4) At the conclusion of the inquiry the Investigating Officer or the Chairman of the Disciplinary Panel as the case may be, shall submit a report with his or her or the panel's recommendations to the Vice Chancellor.

31.

1. Upon the receipt of the recommendations under *above* By - Law 30, The Vice Chancellor shall after consultation with the Deputy Vice Chancellor take the following decisions

   (a) If there are no charges made, to close the matter
   (b) If the charges are minor, impose punishments as specified in By- Law 29.

2. The Vice Chancellor shall inform the student concerned and the student's Parents or Guardian of his decision in writing sent by registered post and a copy of the letter shall be sent to the Deputy Vice Chancellor, the Chairmen of the Residential and Disciplinary Panel, Dean of the respective Faculty, the Proctor, the Deputy Registrar / Senior Assistant / Assistant Registrar (Law and Documentation) / (Student Affairs) and (Examinations) and any other relevant person.

Formal Inquiry

32. Where the Vice Chancellor on receiving the report of the Investigating Officer or the Disciplinary Panel is satisfied that the student is guilty of indiscipline or misconduct of a grievous nature, he may call for a Formal inquiry and shall forward the report of the Preliminary Inquiry with instructions to the Deputy Vice Chancellor as to what action should be taken.

33.

1. The Vice Chancellor shall appoint a Disciplinary committee, comprising of either one or not more than three senior member or members of the University Academic Staff.

2. In the event that the Disciplinary Committee appointed under these By - Laws comprises of more than there members, the Vice Chancellor shall nominate one member as the Chairman of the committee.

3. The Assistant / Senior Assistant / Deputy Registrar (Legal and Documentation) or his or her representative shall be the Secretary to the Disciplinary Committee.

4. The Vice Chancellor shall send by Registered Post, a charge sheet signed by him and based on the findings of the Preliminary Inquiry to each and every student who has been found guilty of Indiscipline and misconduct and their parents or guardian.

5. The accused student shall within two weeks of the date of the Charge Sheet, send by registered post to the Vice Chancellor, show reasons in writing and as to why he or she is not guilty of the allegations being made.

6. If the reasons shown are accepted by the Vice Chancellor, he may exonerate the accused student or if not he shall call for a Formal Inquiry.

7. The Secretary shall be responsible for providing the Disciplinary Committee with a list of witnesses and all other reports and items necessary to conduct the inquiry.

8. The Secretary shall as instructed by the Disciplinary Committee summon witnesses for the Formal Inquiry.

9. The Formal Inquiry shall be completed within a period not exceeding two months.

10. At the conclusion of the formal Inquiry the Disciplinary committee shall together with their recommendations submit a report to the Vice Chancellor. The Vice Chancellor shall in consultation with Deputy Vice Chancellor or on the recommendations of the University Council decide on the punishment that should be imposed.

11. The relevant student and his or her parents or guardian shall be informed by letter sent by registered post of the punishment to be enforced and a copy of the said letter shall be forwarded to the Deputy Vice Chancellor, The Dean of the Faculty, Proctor, Chairman of the Board, Senior Deputy Registrar / Senior Assistant/ Assistant Registrar (Law and Documentation)/ (Student Affairs) and (Examinations) and any other relevant person.

Appeals

34.

1. If any accused student is aggrieved by the punishment imposed may within fourteen (14) days from the date of receipt of the letter informing the punishment imposed may submit an appeal to the Vice Chancellor through the Dean of the respective Faculty.

2. The Vice Chancellor shall forward such an appeal to the Board of Discipline and Residence for its recommendations.

3. The Board of Discipline and Residence shall name a Board of Appeal comprising of three of its members to consider the appeal.

4. The Deputy/ Senior/ Assistant Registrar (Law and Documentation) or his or her representative shall hand over to the Secretary of the Board of Appeal copies of the Formal Inquiry and any other reports together with any items or other material called for.

5. At the conclusion of considering the Appeal, The Board of Appeal shall submits its recommendation to the Chairman of the Board of Discipline and Residence, who will after discussing the recommendation with the Board shall submit the final recommendation made by the Board of Discipline and Residence to the Vice Chancellor.

6. The relevant student and his or her parents or guardian shall be informed by letter sent by registered post of the decision taken with respect to the appeal and a copy of the letter shall be forwarded to the Deputy Vice Chancellor, The Dean of the Faculty, Proctor, Chairman of the Board, Senior Deputy Registrar/ Senior Assistant / Assistant Registrar (Law and Documentation) / (Students Affairs) and (Examinations) and any other relevant person.

Miscellaneous

35. It would not be appropriate to appoint the Deputy vice Chancellor or Student Councilor to any Disciplinary Board or Panel.

36. The Vice Chancellor shall take appropriate action in contrary to these By - Laws and Provisions if he thinks it is necessary to maintain discipline at the University.

37. These By- Laws shall be applicable within the precinct of the University.

38.

1. The students of the University shall at all times endeavor to safeguard the goodwill, honor, dignity and reputation of the University.

2. Every student of the University shall be of good behavior and shall at all times conduct himself in an orderly and dignified manner befitting the status of an undergraduate or graduate student.

3. Every student of the University shall conduct him or herself in such a manner as to maintain the good reputation and honor of the Hall of Residence at which he or she resides.

4. Every student shall have in his or her possession the Identity Card issued by the University at all times and shall produce it when requested by University Staff, Security Officer or any other authorized officer.

5. These By - Laws shall apply to all students of the University of Ruhuna.

6. The Board shall ensure that a copy of the By - Law No _____ of 2015 with respect to Students Discipline and Residence together with a copy of the Certificate of Acceptance as set out in the schedule here to is issued to every student admitted to the University of Ruhuna and every student shall immediately complete and hand over the Certificate of Acceptance to the Registrar of the University.

39. The University shall have the power and authority to take into consideration, asses and determine the behavior and conduct of each individual student at such time that his or her suitability for the award of a Degree, Diploma, Certificate or any other academic skill or aptitude is being determined.

40. In these By- Laws

"Authorized Officer" shall be any officer authorized by the Vice Chancellor:

"University Premises" shall refer to the precincts of the University of Ruhuna housing the Faculties, Halls of Residence and other locations which are governed and controlled by the University and any other place where any activity of the University is being conducted. In this event of any inconsistency between the Sinhala, Tamil & English texts of this By - Law the Sinhala texts shall prevail.

30.2 Guidelines for Action to be taken for Student Absenteeism,

Unsatisfactory Performance and Conduct Unbecoming during the Professorial Appointment

The following guidelines are the recommendations of the committee of Heads of Clinical Departments. They were approved by the 313th Senate meeting held on 30.11.2016.

30.2.1 Sections

1. Actions for being absent for a period of time
2. Actions for unsatisfactory performance
3. Actions regarding unbecoming conduct
4. Reporting to Dean
5. Nature of extension of training (directives)
6. Confirmation of extension of training and informing students

Section 1: Actions for being absent for a period

1.1. of over 4 weeks with or without a medical certificate.
- 1.1.1. To repeat the entire appointment.
- 1.1.2. Should not be allowed to appear for the End Appointment Test scheduled with the own group.

1.2. Between one and four weeks with or without medical certificate.
- 1.2.1. Extension of training for an equivalent period absent.
- 1.2.2. May be allowed to appear for the End Appointment Test as determined by the Head depending on the work done during the rest of the appointment.

1.3. Less than one week without a medical certificate or prior approval.
- 1.3.1. Additional learning / training tasks as stipulated by the Head.
- 1.3.2. Should be allowed to sit the End Appointment Test.

1.1. Less than one week with a medical certificate or prior approved leave.
- 1.1.1. May be signed up if performance is satisfactory.
- 1.1.2. Should be allowed to sit the End Appointment Test.

Section 2: Actions for unsatisfactory performance

1.1. The Head to take suitable action (such as additional learning/training tasks) after discussion with other academic staff members of the department, considering the seriousness of the lapse in relation to the objectives of the course

1.2. The students should be allowed to sit the End Appointment Test.

Section 3: Actions for unbecoming conduct

These acts shall be categorized as either minor or major.

3.1. Minor (such as late arrivals or early departure, being absent during organized teaching activities, not performing allotted tasks etc.).

3.1.1. The Head to take appropriate action (such as additional learning/training tasks) after discussion with other academic staff members of the department, considering the nature of the offence.

3.2. Major (disruptive behavior, copying, unethical behavior, dishonesty, under influence of liquor or drugs etc.).

3.2.1. The Head or a senior teacher to take suitable action depending on the nature of the offence and immediately inform the Dean (or the Head) and arrange for an inquiry either within the Department or by the Dean depending on the nature of the offence.

3.2.2. Disciplinary action taken at the level of the department should not include extension of the training period.

Section 4: Reporting to Dean

4.1.Major offences categorized under section 3.2.1 above.

4.2.Any extension of training categorized under sections 1.1 & 1.2 above.

Section 5: Nature of extension of training

5.1.Period of four weeks and over

5.1.1. The relevant Head to inform the clinical Coordinator to allocate the student to another group to serve the extension.

5.1.2. The student should fulfill this requirement during a formally arranged appointment by the clinical Coordinator and the student should follow all aspects of training.

5.2.For period less than four weeks

5.2.1. The student should fulfill this requirement during available time in concurrence with the Head. The Head to determine the nature of work to be carried out during this period.

Section 6: Confirmation of extension of training and informing students

6.1. AII decisions regarding extension of training should be discussed and approved at a Departmental meeting.

6.2. The student concerned should be informed officially in writing, with a copy to the Dean, indicating the reasons for the extension of training and the tasks that should he fulfilled during this period.

The Heads of Clinical Departments are requested to follow the Above Guidelines with Effect from 30.11.2016

